

New dimensions
in freshness

Quality, Design and Innovation



LIEBHERR

Quality

Quality standards

Liebherr domestic appliances are produced under the highest international quality standard – ISO 9001 and are compliant with the international environmental management standard – ISO 14001.

Tested quality


So that you can rely on your refrigeration appliance 24 hours a day, 365 days a year, we test every component for its long-term reliability, right from the design stage. For example, before a component such as a door hinge finds its way into production, it will first have to undergo 100,000 opening/closing cycles, which corresponds to more than 15 years of use.

Proven quality

Before packaging, every single appliance goes through a comprehensive quality inspection. This procedure tests all refrigeration technology, and all mechanical and electronic components. In addition, a visual inspection to confirm quality of workmanship also takes place.

VCC compressor

Modern speed-controlled VCC compressors deliver perfect refrigeration performance and ensure that appliances benefit from optimum energy efficiency and cost effectiveness. They operate extremely quietly.



Design

Practical design for daily use

At Liebherr, design and functionality go hand-in-hand. For example: to prevent finger marks on our stainless steel doors, selected models are finished with a SmartSteel surface; and, to make door opening easy and convenient, our ergonomically designed handles house an integrated opening mechanism; not to mention that all GlassLine shelves are dishwasher safe.

Lighting design

Liebherr's fridges and freezers are fitted with modern LED lighting. Upon opening the appliance door, the interior becomes evenly illuminated. LEDs are long-life, energy efficient and generate hardly any heat. We take meticulous care to install specially selected LEDs in order to achieve a harmonious, slightly bluish tinted lighting effect.

Award-winning design

The superb design-quality of our appliances has seen them honoured with many prestigious, international design awards from the likes of Plus X Award, reddot, iF product design and Good Design.



Innovation

Innovative ideas

Liebherr integrates style, function and technology: BioFresh, SuperCool and SuperFrost are just a few examples of performance features that contribute to better food preservation. Accurate and independent temperature control of the fridge and freezer compartments is facilitated by DuoCooling: two separately adjustable cooling circuits. There is no air exchange between the fridge and freezer compartment, so that odours cannot be transferred and the stored food is prevented from drying out.

ActiveGreen initiative

A concept that best represents Liebherr's commitment to finding greener ways to produce quality, sustainable products. Liebherr was the first refrigeration manufacturer to be RoHS compliant worldwide by restricting the use of hazardous substances. Energy efficiency is at the core of our ActiveGreen commitment, which is reflected in every aspect of our design and manufacturing process.

Energy efficiency

Liebherr refrigerators and freezers help to produce less energy waste and greenhouse gas emissions with the aim to have the least damaging effect on the environment and offering solutions that help consumers conserve energy.





BioFresh



BioFresh

Experience Super Freshness with BioFresh

Keeping your food fresh in a Liebherr is easy. BioFresh guarantees the perfect climate for super-long-term freshness. Through its advanced technology the temperature is kept at just above freezing.

Each drawer can be used individually and provides ideal humidity. The **DrySafe** drawer with low humidity is ideal for storing meat, fish and dairy products, while fruits and vegetables are best kept in the high humidity **HydroSafe** or **Fruit & Vegetable-Safe** (optional). The natural loss of moisture in fruit and vegetables is significantly reduced. It's simple: fresh is better.

The Liebherr BioFresh App



biofresh.liebherr.com

It provides the ultimate tool for all health conscious food lovers to easily access valuable information regarding food storage, vitamins, minerals and shelf life.

The information relates to storage in a BioFresh drawer compared to a conventional fridge.



Grapes + 17 days



Carrots + 30 days



Raspberries + 2 days



Cheese + 100 days



Asparagus + 8 days



Lettuce + 8 days



Meat + 6 days



Prawns + 1 day



Fish + 1 day





Contents



Freestanding Side by Side

SBSes 8486	page 10
SBSes 8484	page 12
SBSes 8474	page 12
SBSes 8683	page 14
SBSes 8673	page 16
SBSes 7253	page 18
SBSef 7242	page 20



Freestanding Fridge-Freezer

CNef 4315	page 22
CNPef 4516	page 24
CNPef 4416	page 24



Integrated French Door

ECBN 6256	page 28
------------------	---------



Integrated Bottom Mount

ECBN 6156	page 30
ECBN 5066	page 30



Integrated All Fridge & All Freezer

SIKB 3550	page 32
SIGN 3576	page 32



Integrated Fridge-Freezer

SICBN 3366	page 34
SICBN 3356	page 34
SICN 3366	page 36
SICN 3356	page 36



Integrated Underbench

SUIKo 1550	page 38
SUIK 1510	page 40
SUIG 1514	page 40



Built-In Wine Cellars & Beverage Centre

EWTdf 3553	page 44
EWTgb 3583	page 46
UWTes 1672	page 48
UWKes 1752	page 48
UKes 1752	page 50
UWTgb 1682	page 52
WKEes 553	page 54



CNPef 4516

Features of Liebherr Freestanding Appliances



Smart Steel

SmartSteel: Available on select freestanding models it significantly reduces the visibility of fingerprints and is very easy to clean and scratch resistant. All that is required to maintain this beautiful exterior is the wipe of a clean dry or damp cloth.



Soft System

SoftSystem: Automatic self-closing doors from 45 degrees eliminates slamming even when fully loaded.



VarioSpace: Nearly all freezers include drawers and glass shelves that can be conveniently removed to create extra storage space. It's Liebherr's very practical solution to quickly accommodate even bulky items.

The features shown are model dependent; the description applies to the relevant model.



Bio Fresh

BioFresh: BioFresh drawers provide customisable interplay of temperature and humidity controls. The DrySafe drawer with low humidity is ideal for storing meat, fish and dairy products, while fruits and vegetables are best kept in the high humidity HydroSafe.



SuperCool and SuperFrost: Reduces the temperature of the fridge and freezer respectively to assist with food preservation.



Integrated bottle shelf: The versatile glass/bottle shelf can be interchanged depending on your personal preference. Utilise the glass layer for additional shelf storage or simply move the glass plate beneath to access the bottle rack to chill and store beverages instead.



SBSes 8486

Six climate zones in one appliance! The Side-by-Side fridge-freezer **SBSes 8486** with six different climate zones boasts an array of innovative solutions. The multi-temperature wine compartment has two independently adjustable zones for storing wine at the exact temperature required, ranging from +5 °C to +20 °C. The NoFrost freezer compartment with automatic IceMaker provides professional freezing technology for long-term freshness, while a spacious fridge compartment keeps food fresh on a day-to-day basis.


In the BioFresh compartment, fruits, vegetables, fish, meat and dairy products stay fresh for significantly longer at around 0 °C. With the adjustable temperature range of 0 °C and -2 °C, BioFresh-Plus offers even more flexibility. The BioFresh-Plus safe includes a versatile Fish & Seafood-Safe. In short, the SBSes 8486 guarantees optimal storage temperature for an array of produce.



SBSes 8486 is made up of two individual appliances SWTNes 4265 & SKBes 4360.



SWTNes 4265



SKBes 4360



SBSes 8484

The big, cool combination


The **SBSes 8484** Side-by-Side fridge-freezer from the BluPerformance series combines plenty of storage space with perfect cooling performance for long-lasting freshness. The Side-by-Side appliance can be precisely controlled via the touch electronics system with digital temperature display. BioFresh technology ensures a longer shelf life for fruit, vegetables, fish, meat and dairy products at around 0 °C. With the adjustable temperature range of 0 °C and -2 °C, BioFresh-Plus offers even more flexibility. The BioFresh-Plus safe includes a versatile Fish & Seafood-Safe. Thanks to the innovative NoFrost technology, the appliance never has to be defrosted. The elegant and timeless design in combination with high-quality materials, components and workmanship mean this Side-by-Side appliance will catch the eye for many years to come.

Also available in regular BioFresh technology as **SBSes 8474**.




SBSes 8484 is made up of two individual appliances SBNes 4265 & SKBes 4360.

SBSes 8474 is made up of two individual appliances SBNes 4265 & SKBes 4350.



SBNes 4265



SKBes 4360



SKBes 4350




SBSes 8683

It doesn't get any fresher

Premium quality characterises the **SBSes 8683** Side-by-Side fridge-freezer from the BluPerformance series. High-quality components and materials, and perfect workmanship combined with precise touch electronics and digital temperature display, make the Side-by-Side a very efficient household appliance. Fruit, vegetables, fish, meat and dairy products keep for much longer thanks to BioFresh technology. With the adjustable temperature range of 0 °C and -2 °C, BioFresh-Plus offers even more flexibility. The BioFresh-Plus safe includes a versatile Fish & Seafood-Safe. The NoFrost technology means that the appliance never has to be defrosted. Its elegant and classic design with a SmartSteel surface ensures that the Side-by-Side appliance will remain a household highlight for years to come.



SBSes 8683 is made up of two individual appliances SGNPes 4365 & SKBes 4360.



SGNPes 4365



SKBes 4360



SBSes 8673

An optical highlight in SmartSteel

Meet the **SBSes 8673** from our BluPerformance range, which is characterised by premium-quality materials, craftsmanship in every detail, and precision touchscreen electronic controls. The integration of all the refrigeration components into the base of the appliance, together with optimised electronic controls, ensures maximum energy efficiency, a greater net capacity, and enhanced freezer compartment ergonomics. Our BioFresh keeps stored food fresher for longer. The elegant and timeless design of the BluPerformance range ensures that these appliances are a guaranteed highlight in any home.

Bio
Fresh


No
Frost

Ice
Maker


Soft
System

Soft
Telescopic

SBSes 8673 is made up of two individual appliances
SGNPes 4365 & SKBes 4350.



SGNPes 4365



SKBes 4350



SBSes 7253

One size fits all

The spacious **SBSes 7253** Side-by-Side fridge-freezer has BioFresh technology to ensure a longer shelf life for fruit, vegetables, fish, meat and dairy products. High-quality materials and components combined with the precise workmanship ensure perfect cooling performance and efficiency. The Side-by-Side appliance's settings can be made very precisely via the easy-to-use touch electronics system with digital temperature display. And thanks to NoFrost technology, the appliance never has to be defrosted. The classically elegant and timeless design with SmartSteel surface also makes the Side-by-Side appliance visually very appealing.

Bio
Fresh


No
Frost

Smart
Steel

SBSes 7253 is made up of two individual appliances
SGNes 3010 & SKBes 4210.



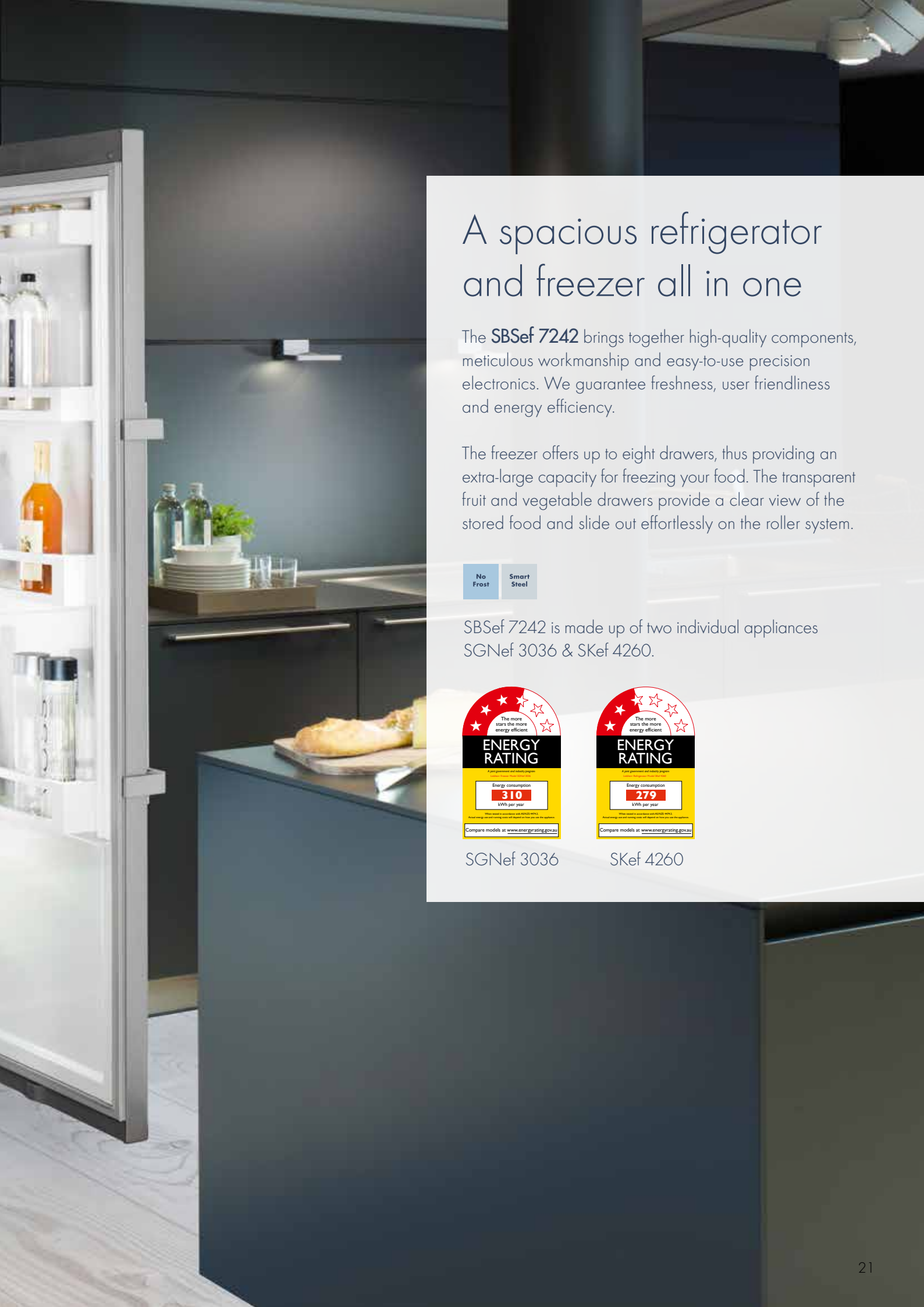
SGNes 3010



SKBes 4210



SBSef 7242



A spacious refrigerator and freezer all in one


The **SBSef 7242** brings together high-quality components, meticulous workmanship and easy-to-use precision electronics. We guarantee freshness, user friendliness and energy efficiency.

The freezer offers up to eight drawers, thus providing an extra-large capacity for freezing your food. The transparent fruit and vegetable drawers provide a clear view of the stored food and slide out effortlessly on the roller system.

No Frost

Smart Steel

SBSef 7242 is made up of two individual appliances SGNef 3036 & SKef 4260.



SGNef 3036



SKef 4260

BLU
Performance

Energy efficiency at its best

The new BluPerformance **CNef 4315** is characterised by premium-quality materials, craftsmanship in every detail, and precision touchscreen electronic controls.

The integration of all the refrigeration components into the base of the appliance, together with optimised electronic controls, ensures maximum energy efficiency, a greater net capacity, and enhanced freezer compartment ergonomics. BioCool technology keeps stored food fresher for longer.

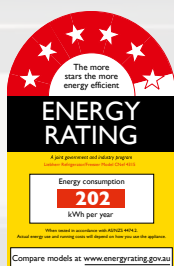
The elegant and timeless design of the BluPerformance CNef 4315 ensures that these appliances are a guaranteed highlight in any home and that they will satisfy for many years to come.

Bio
Cool

No
Frost

Duo
Cooling

Smart
Steel



CNef 4315





CNPerf 4516

Practicality and elegance for your kitchen.

The compact 442-litre bottom mount fridge-freezer combination **CNPef 4516** is the perfect choice for smaller footprint installations like galley kitchens or apartment living. It includes smart interior design features like a beverage rack, foldable glass shelf, and a stainless back wall which prevents ice build-up and dripping.

The SmartSteel door is scratch resistant and makes fingerprints virtually disappear – one wipe of a cloth is all it takes to keep the surface clean. The CNPef 4516 can be paired with itself with the help of our side by side installation kit for even more fridge and freezer space.

Also available in a 387-litre version as **CNPef 4416**.


No Frost

Duo Cooling

Smart Steel



CNPef 4516



CNPef 4416



SIGN 3576 & SIKB 3550

Features of Liebherr Integrated Appliances



Door-on-door technology: Allows custom panels to be affixed directly onto the appliance door so that the hinges are concealed, plus the cabinet and the fridge open as one, ensuring a wide range of design options and easy installation.



Ice Maker

IceMaker: Liebherr's automatic IceMaker produces flawless crescent ice and keeps a constant supply on hand for every occasion. An activated charcoal filter ensures pure water for production of clear ice crescents.



Touch control system: Our intuitive electronic touch control panel (found on most models) ensures all functions are easy and convenient to use as well as guarantees that the settings selected remain accurate and constant.



Soft Telescopic

SoftTelescopic: BioFresh with SoftTelescopic – a highly practical self-retracting, self-closing feature – makes daily use convenient and secure. The drawers are fully extendable and removable from a door opening angle of 90°.



LED

Light columns: For Liebherr's PremiumPlus appliances as well as for Premium appliances with BioFresh, unique LED light columns are integrated into both sides of the compartment liner. Inside the columns are numerous LED lights that ensure uniform lighting throughout the interior.

The features shown are model dependent; the description applies to the relevant model.



Bio Fresh

BioFresh: BioFresh guarantees the perfect temperature and ideal humidity for much longer freshness. While the DrySafe is perfect for meat, fish, and dairy products, the high humidity in the Fruit & Vegetable-Safe can prevent fruit and vegetables from drying out and helps preserve stored goods for an even longer period.



ECBN 6256

Your kitchen's best kept secret

Whichever appliance finish fits the kitchen, the **ECBN 6256** is highlighted by BioFresh technology, Liebherr's popular DuoCooling system and double freezer drawers with self-close mechanisms and NoFrost system.

An automatic IceMaker featuring the most technically advanced water filter provides an ample supply of perfect ice cubes. Sharing the ultimate performance features, the ECBN 6256 is the stylish answer to freshness. Stainless steel panels/handles are available as accessories.


Bio
Fresh

No
Frost

Duo
Cooling

Ice
Maker

Soft
System




ECBN 6256

More space for fresh ideas


The 91-cm-wide, integrated BioFresh fridge-freezer **ECBN 6156** is a real eyecatcher! Available with door-on-door installation that gives customised integration into existing kitchen units, and two freezer drawers that easily extend on premium-quality telescopic rails, this integrated masterpiece is a design highlight for any kitchen.

The large refrigerator compartment and adjacently arranged BioFresh drawers, together with the NoFrost freezer compartment offer optimum storage for all types of food. The integral IceMaker supplies ice cubes for every occasion, whilst the integrated water filter ensures optimum ice quality. Stainless steel panels / handles are available as accessories.

Also available in a 76cm wide version **ECBN 5066**.



ECBN 6156



ECBN 5066





Fresh on the inside, sleek on the outside

Hidden away behind custom cabinetry, Liebherr's fully integrated **SIKB 3550** is the perfect refrigerator for any kitchen. BioFresh technology keeps meat, fish and dairy products fresh in the DrySafe compartment, while high humidity in the Fruit & Vegetable-Safe efficiently retains natural moisture in unpackaged fruits and vegetables. The practical FlexSystem ensures neat separation and clear sorting. The SIKB 3550 includes efficient LED lighting throughout, flexible bottle racks to maximise interior space, and SoftSystem technology for the gentle closing of doors, even when shelves are fully loaded.

Bio
Fresh

Soft
System

Soft
Telescopic

The **SIGN 3576** includes transparent, extra-deep, and fully removable FrostSafe drawers on telescopic rails to efficiently organize frozen food. This unit also comes with the SoftSystem technology. Liebherr's automatic IceMaker with fixed water connection produces crystal clear ice cubes, keeping a constant supply on hand for every occasion.

No
Frost


LED

Ice
Maker

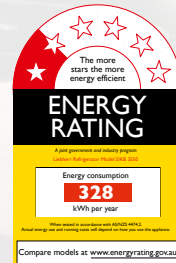
Soft
System

Telescopic
Rails

Stainless steel panels/handles are available as accessories.



SIGN 3576



SIKB 3550




SICN 3356 & SICBN 3366

Ultimate food preservation


The sophisticated **SICBN 3366** fridge-freezer is the perfect integrated appliance for small spaces, galley kitchens, or apartment living. Our door-on-door technology allows custom paneling to be affixed directly onto the appliance door, ensuring that the cabinet and refrigerator door open as one. Liebherr's automatic IceMaker with fixed water connection produces a constant supply of ice cubes.

Though slim in stature, this appliance is full of innovative features such as BioFresh technology. While the DrySafe is perfect for meat, fish, and dairy products, the Fruit & Vegetable-Safe is great at retaining moisture in fruits and vegetables. Our FlexSystem helps to ensure neat separation and clear sorting.

Also available without an IceMaker in **SICBN 3356**.



SICBN 3366



SICBN 3356

Great design – integrated seamlessly

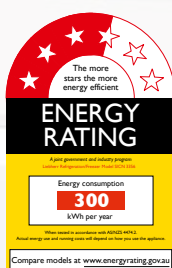
The **SICN 3366** fully integrated fridge-freezer provides diverse design options for a perfect, seamless kitchen with the help of Liebherr's door-on-door technology. Thanks to our SoftSystem technology, slamming is eliminated even when shelves are fully loaded. A BioCool drawer regulates humidity via a slider control to keep fruits and vegetables fresher for longer.

Advantageously, this model eliminates the need for a plumbed water connection as it includes a convenient 1.42 litre internal water tank for the IceMaker. Simply fill the tank with filtered water to produce crystal clear ice cubes!

Also available without the IceMaker in **SICN 3356**.



SICN 3366



SICN 3356




SICN 3366

The smooth operator

The precision control system of the **SUIKo 1550** creates a stunning visual impact. This precision electronic control system enhances the ease and convenience of use. The SuperCool function quickly reduces the temperature of the fridge compartment; ideal for rapidly cooling down freshly stored food. Food can be stored safely with easy access on the pull-out glass shelves.

Practical rails can be used to divide the glass shelves according to package size. The innovative LED light creates first class interior illumination while the special satin finish of the light cover produces a pleasant lighting atmosphere. The pull-out fridge compartment is mounted on telescopic rails with soft stop. It has a practical bottle shelf and a large fruit and vegetable compartment. The large compartment can also be divided into two equal-sized compartments, with further storage space underneath. Stainless steel panel / handle are available as accessories.

Soft
Telescopic



SUIKo 1550



SUIKo 1550

Convenience at your fingertips

Liebherr's space-saving and efficient undercounter appliances are the practical choice for compact living spaces or couples. The **SUIK 1510** undercounter fridge is great for your fresh produce. Our innovative SoftSystem technology ensures that the appliance door closes gently even when it is fully loaded. What's more, the door closes automatically from an opening angle of approximately 30°. Airflow in this unit enters and exits from the front at plinth level, hence no ventilation grill is required in the worktop. Heights of the glass shelves are adjustable to accommodate large items for added flexibility.


Soft
System

And for frozen goods, the **SUIG 1514** undercounter freezer will be perfect. SmartFrost technology allows food to freeze faster and reduces ice build-up, making defrosting simpler and quicker. Similarly, SoftSytem allows soft closing to provide convenience and safety. No ventilation grill is needed in the worktop as airflow enters and exits from the front of this appliance.


Smart
Frost

Soft
System

The SUIK 1510 undercounter fridge and SUIG 1514 undercounter freezer are perfect companions for each other! Best suited for small families who can now bid farewell to space wastage. Stainless steel panel / handle are available as accessories.



SUIG 1514



SUIK 1510



SUIG 1514 & SUIK 1510





SIGN 3576, EWTdf 3553, SIKB 3550

Features of Liebherr Wine Cabinets



LED

LED lighting: The light in the wine cooling compartments can be dimmed to give a pleasing ambient light inside the appliance.



Presentation shelf: The practical shelf of the Vinidor models fulfills both bottle storage and presentation functions. The bottles can be stored horizontally at the rear.



Activated charcoal filter: Liebherr wine cabinets have a permanent supply of odourless, fresh air via an easily exchangeable activated charcoal filter.



Integrated lock: Nicely concealed into the door, this sturdy lock protects your fine wine collection.



Electronic LCD display: Intuitive navigation of touch electronic control system enables tailored storage options. The digital temperature display can be viewed via the UV tinted glass door.



Compressors: Specially developed compressors installed in the wine cabinets from Liebherr ensure that the wines are stored in a particularly low vibration environment.

The features shown are model dependent; the description applies to the relevant model.

Integrated solution for all your favourites

The advanced dual-zone **EWTdf 3553** offers a number of innovative solutions for wine storage. Controls are integrated into the insulation layer between the temperature zones, making it possible to set two different temperatures within the unit. Store red and white wines according to your preference – use the entire cabinet for one or store both, each at its optimum drinking temperature.

High-quality, easy-to-fit optional stainless steel accessory frame kit enables the model's integration into any kitchen. The robust stainless steel handle is easy to attach and makes opening of the door effortless.

This wine cabinet is compatible with furniture overlay panels (supplied by your kitchen retailer) or Liebherr's stainless steel overlay which is available as an accessory.





EWTdf 3553



Pour every wine in its prime

Presented with a beautiful black glass framed door the **EWThb 3583** dual zone built-in wine cabinet is bursting with features. With the ability to store up to 83 bottles (750ml Bordeaux), two independent temperature zones (5° to 20°C) and a double-glazed tinted glass door, it is the perfect solution for wine storage.

With a TipOpen door opening mechanism, a gentle touch will open the appliance to a maximum opening angle of about 7.6°. If within 3 seconds you do not open the door further, the door will automatically close itself. It also features SoftSystem close from an angle of approximately 27°, to prevent forceful closure creating vibrations to your wine.

Other features include LED lighting and telescopic shelving for convenient extraction of wine.

LED

Wine

Soft
System

Telescopic
Rails

For all who appreciate good taste

For wine collectors, temperature, humidity, vibration, and light are the most important elements of wine storage. The **UWTeS 1672**, a dual temperature zone unit, clearly addresses all four areas – perfect for all reds, whites and champagne.

LED Wine Telescopic Rails

Meanwhile Liebherr's **UWKes 1752** wine storage cabinet is ideal for storing wines for long periods of time, allowing them to mature to perfection.

LED Wine Telescopic Rails

Both wine cabinets ventilate through the Toe Kick, hence no counter slot is necessary, and can be integrated easily and elegantly into your customised kitchen. Each appliance boasts a digital temperature display with visibility through elegant glass doors.



UWTes 1672

UWKes 1752


An entertainer's storage solution

With a temperature range of 2°C to 20°C, the MEPS rated **UKes 1752** glass door beverage centre offers the perfect storage solution for your food and beverages. Installed under the bench top, the double-glazed glass door beverage centre, framed in stainless steel, allows you to store food and beverages at their optimal temperature. The tinted safety glass door ensures unwanted, harmful UV rays are filtered, whilst a key lock deters unwanted entry.

The MagicEye controls and internal LED temperature display means that you can easily adjust the temperature according to your requirements – from soft drink, to beer, juice or even any food type – the temperature is precise. An internal light also makes it easy to locate your favourite items from within. There are multiple storage options including two glass shelves, of which one is divisible for tall items, one pull-out grid shelf on telescopic rails for easy access to rear items and a base shelf.

LED

Telescopic
Rails



UKes 1752



UKes 1752





UWTgb 1682



Entertaining made easy

Incorporating the principal points of wine storage, constant temperature, humidity, air quality, vibration and UV protection, the **UWTgb 1682** underbench built-in wine cellar presents a stunning visual along with optimum functionality. With two independent temperature zones (5° to 20°C), different varieties can be stored at optimum serving temperature. LED lighting and shelving on telescopic rails makes retrieving your required wine very easy.

With a TipOpen door opening mechanism, a gentle touch will open the appliance to a maximum opening angle of about 7.6°. If within 3 seconds you do not open the door further, the door will automatically close itself. It also features SoftSystem close from an angle of approximately 27°, to prevent forceful closure creating vibrations to your wine.

LED

Wine

Soft
System

Telescopic
Rails

Classic and sleek, fits anywhere

WKEes 553, the fully integrated wine unit that holds 18 Bordeaux bottles in an ideal storage environment.

Innovative styling allows the unit to sit flushed in with cabinetry. Its recessed handle maintains crisp, simple lines that incorporates beautifully into your custom kitchen design. Take advantage of the appliance's design flexibility – place this sleek, modular wine cabinet anywhere in your home and proudly display your fine wine collection at eye level.

The temperature is adjustable from +5 °C to +20 °C and the LED ceiling light is dimmable to cast a cool glow across the room. Insulated glass door with UV protection and activated charcoal filter protect your wine from light and odour.





WKEes 553



Freestanding



*Side-by-Sides comprised of two models

Energy consumption (kWh/yr) | Star rating

Compressors

Total capacity litres (L) - Gross | Net

Refrigerator gross (L) | Refrigerator net (L)

Freezer gross (L) | Freezer net (L)

BioFresh gross (L) | BioFresh net (L)

Wine Zone gross (L) | Wine Zone net (L)

Control system and display | Child proof

Lighting : PremiumPlus | LED

Sabbath mode

DuoCooling

SoftSystem hinge - assists closure

Alarms : Door open | Temperature

BioFreshPlus drawers on telescopic rails

BioFresh drawers on telescopic rails

Fruit & vegetable drawer on telescopic rails

SuperCool | VarioSafe

SuperFrost | VarioSpace

Integrated bottle shelf

Freezer drawers | Ice cube drawer

IceMaker | Ice cube capacity (kg/24h)

Stainless steel door with SmartSteel

Stainless steel walls with SmartSteel

Default hinge

Voltage (V) | Rated Current (A)

Made in

Installation Diagram

Millimetres (mm)

¹ Includes 15mm wall spacer fitted

Please note:

Wall spacers provided with the appliance must be used.

If the wall spacers are not used, the appliance will remain fully functional but will have a slightly higher energy consumption level.

Cavity clearance for freestanding units allow minimum 50mm above the unit if there is no ventilation cut-out.

SBSes 8486 PremiumPlus

Bio Fresh-Plus	No Frost	Ice Maker	Wine	Soft System	Soft Telescopic	Smart Steel
----------------	----------	-----------	------	-------------	-----------------	-------------

SWTNes 4265

211 | 5.0

1

327 | 279

- | -

154 | 126

- | -

173 | 153 (48 bottles)

2.4" Touch display | Yes

- | Yes

Yes

-

Yes

Yes | Yes

-

-

-

- | -

Yes | Yes

-

3 | 2

Yes | 1.2

Yes

Yes

Left

220 - 240 | 1.4

Germany

SKBes 4360

194 | 4.0

1

413 | 366

250 | 234

- | -

163 | 132

- | -

2.4" Touch display | Yes

Yes | -

Yes

-

Yes

Yes | -

1

2

-

Yes | Yes

- | -

Yes

- | -

- | -

Yes

Yes

Right

220 - 240 | 1.2

Germany

SBSes 8484 PremiumPlus

Bio Fresh-Plus	No Frost	Ice Maker	Soft System	Soft Telescopic	Smart Steel
----------------	----------	-----------	-------------	-----------------	-------------

SBNes 4265

204 | 5.5

1

345 | 298

- | -

154 | 126

- | -

191 | 172

2.4" Touch display | Yes

- | Yes

Yes

Yes

Yes | Yes

-

2

-

- | -

Yes | Yes

-

3 | 2

Yes | 1.2

Yes

Yes

Left

220 - 240 | 1.4

Germany

SKBes 4360

194 | 4.0

1

413 | 366

250 | 234

- | -

163 | 132

- | -

2.4" Touch display | Yes

Yes | -

Yes

-

Yes

Yes | -

1

2

-

Yes | Yes

- | -

Yes

- | -

- | -

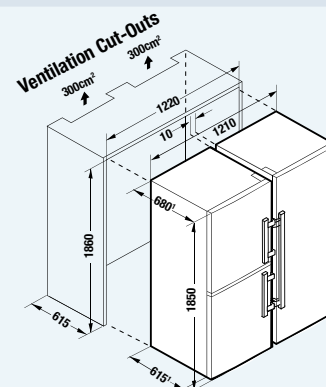
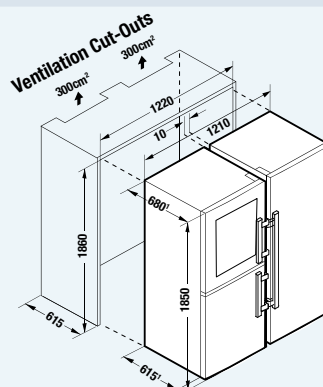
Yes

Yes

Right

220 - 240 | 1.2

Germany



Freestanding



*Side-by-Sides comprised of two models
Energy consumption (kWh/yr) Star rating
Compressors
Total capacity litres (L) - Gross Net
Refrigerator gross (L) Refrigerator net (L)
Freezer gross (L) Freezer net (L)
BioFresh gross (L) BioFresh net (L)
Wine Zone gross (L) Wine Zone net (L)
Control system and display Child proof
Lighting : PremiumPlus LED
Sabbath mode
DuoCooling
SoftSystem hinge - assists closure
Alarms : Door open Temperature
BioFreshPlus drawers on telescopic rails
BioFresh drawers on telescopic rails
Fruit & vegetable drawer on telescopic rails
SuperCool VarioSafe
SuperFrost VarioSpace
Integrated bottle shelf
Freezer drawers Ice cube drawer
IceMaker Ice cube capacity (kg/24h)
Stainless steel door with SmartSteel
Stainless steel walls with SmartSteel
Default hinge
Voltage (V) Rated Current (A)
Made in
Installation Diagram
Millimetres (mm)
¹ Includes 15mm wall spacer fitted
Please note:
Wall spacers provided with the appliance must be used.
If the wall spacers are not used, the appliance will remain fully functional but will have a slightly higher energy consumption level.
Cavity clearance for freestanding units allow minimum 50mm above the unit if there is no ventilation cut-out.

SBSes 8683 PremiumPlus						SBSes 8474 Premium					
Bio Fresh-Plus	No Frost	Ice Maker	Soft System	Soft Telescopic	Smart Steel	Bio Fresh	No Frost	Ice Maker	Soft System	Soft Telescopic	Smart Steel
SGNPes 4365						SKBes 4360					
211 5.0						194 4.0					
1						1					
315 262						413 366					
- -						250 234					
315 262						- -					
- -						163 132					
- -						- -					
2.4"Touch display Yes						2.4"Touch display Yes					
- Yes						Yes -					
Yes						Yes					
-						-					
Yes						Yes					
Yes Yes						Yes -					
-						1					
-						2					
-						-					
- -						Yes Yes					
Yes Yes						- -					
-						Yes					
7 2						- -					
Yes 0.8						- -					
Yes						Yes					
Yes						Yes					
Left						Right					
220 - 240 1.3						220 - 240 1.2					
Germany						Germany					

Freestanding



SBSes 8673 Premium



SBSes 7253 Premium



*Side-by-Sides comprised of two models

Energy consumption (kWh/yr) | Star rating

Compressors

Total capacity litres (L) - Gross | Net

Refrigerator gross (L) | Refrigerator net (L)

Freezer gross (L) | Freezer net (L)

BioFresh gross (L) | BioFresh net (L)

Wine Zone gross (L) | Wine Zone net (L)

Control system and display | Child proof

Lighting : PremiumPlus | LED

Sabbath mode

DuoCooling

SoftSystem hinge - assists closure

Alarms : Door open | Temperature

BioFreshPlus drawers on telescopic rails

BioFresh drawers on telescopic rails

Fruit & vegetable drawer on telescopic rails

SuperCool | VarioSafe

SuperFrost | VarioSpace

Integrated bottle shelf

Freezer drawers | Ice cube drawer

IceMaker | Ice cube capacity (kg/24h)

Stainless steel door with SmartSteel

Stainless steel walls with SmartSteel / Stainless Steel walls

Default hinge

Voltage (V) | Rated Current (A)

Made in

Installation Diagram

Millimetres (mm)

¹ Includes 15mm wall spacer fitted

Please note:

Wall spacers provided with the appliance must be used.

If the wall spacers are not used, the appliance will remain fully functional but will have a slightly higher energy consumption level.

Cavity clearance for freestanding units allow minimum 50mm above the unit if there is no ventilation cut-out.

SGNPes 4365

211 | 5.0

1

315 | 262

- | -

315 | 262

- | -

- | -

2.4" Touch display | Yes

- | Yes

Yes

-

Yes

Yes | Yes

-

-

-

- | -

Yes | Yes

-

7 | 2

Yes | 0.8

Yes

Yes | -

Left

220 - 240 | 1.3

Germany

SKBes 4350

194 | 4.0

1

411 | 367

250 | 234

- | -

161 | 133

- | -

2.4" Touch display | Yes

Yes | -

Yes

-

Yes

Yes | -

3

-

Yes | Yes

- | -

Yes

- | -

- | -

Yes

Yes | -

Right

220 - 240 | 1.2

Germany

SGNes 3010

310 | 3.5

1

304 | 261

- | -

304 | 261

- | -

- | -

SoftTouch LCD | Yes

- | Yes

-

-

-

Yes | Yes

-

-

-

- | -

Yes | Yes

-

8 | 0

- | -

Yes

- | Yes

Left

220-240 | 1.3

Bulgaria

SKBes 4210

252 | 3.0

1

403 | 364

277 | 247

- | -

126 | 117

- | -

SoftTouch LCD | Yes

- | Yes

-

-

-

Yes | -

-

3

-

Yes | -

- | -

Yes

- | -

- | -

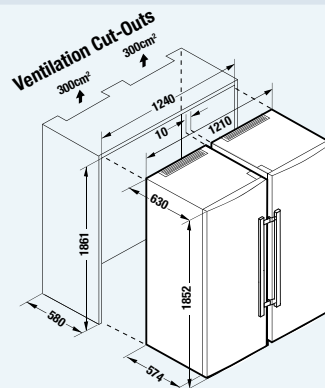
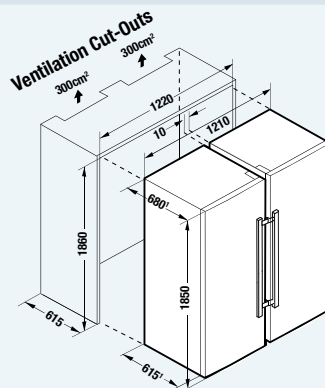
Yes

- | Yes

Right

220-240 | 1.2

Bulgaria





121

SBSef 7242 Comfort

No Frost	Smart Steel
----------	-------------

*Side-by-Sides comprised of two models

Energy consumption (kWh/yr) | Star rating

Compressors

Total capacity litres (L) - Gross | Net

Refrigerator gross (L) | Refrigerator net (L)

Freezer gross (L) | Freezer net (L)

BioFresh gross (L) | BioFresh net (L)

Wine Zone gross (L) | Wine Zone net (L)

Control system and display | Child proof

LED lighting

Sabbath mode

DuoCooling

SoftSystem hinge - assists closure

Alarms : Door open | Temperature

BioFreshPlus drawers on telescopic rails

BioFresh drawers on telescopic rails

Fruit & vegetable drawer on telescopic rails

SuperCool | VarioSafe

SuperFrost | VarioSpace

Integrated bottle shelf

Freezer drawers | Ice cube drawer

IceMaker | Ice cube capacity (kg/24h)

Stainless steel door with SmartSteel

Steel walls in silver finishing

Default hinge

Voltage (V) | Rated Current (A)

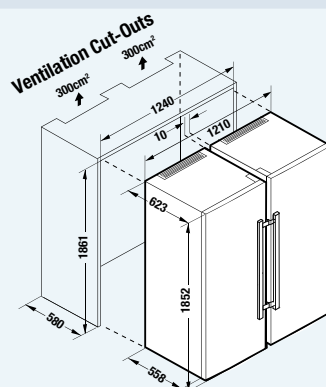
Made in

Installation Diagram

Millimetres (mm)

Cavity clearance for freestanding units allow minimum 50mm above the unit if there is no ventilation cut-out.

SGNef 3036	SKef 4260
310 3.5	279 2.5
1	1
304 261	405 391
- -	405 391
304 261	- -
- -	- -
- -	- -
SoftTouch LCD Yes	SoftTouch LCD Yes
Yes	Yes
-	-
-	-
Yes Yes	Yes -
-	-
-	-
-	2
- -	Yes -
Yes Yes	- -
-	-
8 -	- -
- -	- -
Yes	Yes
Yes	Yes
Left	Right
220-240 1.3	220-240 1.2
Bulgaria	Bulgaria



Freestanding



◀60▶



◀75▶



◀75▶

CNeF 4315 Comfort



CNPeF 4516 Comfort



CNPeF 4416 Comfort



Energy consumption (kWh/yr) | Star rating

Compressors

Total capacity litres (L) - Gross | Net

Refrigerator gross (L) | Refrigerator net (L)

Freezer gross (L) | Freezer net (L)

MagicEye control system | Display

Child proof setting for display & temperature

LED standard lighting

Sabbath mode

DuoCooling

Handle with integrated opening device

Alarms : Door open | Temperature

BioCool-Box on telescopic rails

Fruit & vegetable drawer

SuperCool

SuperFrost

Freezer drawers

VarioSpace

Stainless steel door with SmartSteel

Steel walls in Silver finishing

Default hinge

Voltage (V) | Rated Current (A)

Made in

Installation Diagram

Millimetres (mm)

¹ Includes 15mm wall spacer fitted

Please note:

Wall spacers provided with the appliance must be used.

If the wall spacers are not used, the appliance will remain fully functional but will have a slightly higher energy consumption level.

Cavity clearance for freestanding units allow minimum 50mm above the unit if there is no ventilation cut-out.

202 | 5.5

1

350 | 321

230 | 220

120 | 101

Touch-Electronic

Yes

Yes

Yes

Yes

Aluminium

Yes | Yes

1

-

Yes

Yes

3

Yes

Yes

Yes

Right, reversible

220-240 | 1.4

Germany

360 | 3.5

1

442 | 413

343 | 331

99 | 82

SoftTouch | LCD

Yes

Yes

Yes

Yes

Stainless steel

Yes | Yes

-

2

Yes

Yes

2

Yes

Yes

Yes

Right, reversible

220-240 | 1.5

Austria

350 | 3.5

1

387 | 359

288 | 277

99 | 82

SoftTouch | LED

Yes

Yes

Yes

Yes

Stainless steel

Yes | Yes

-

2

Yes

Yes

2

Yes

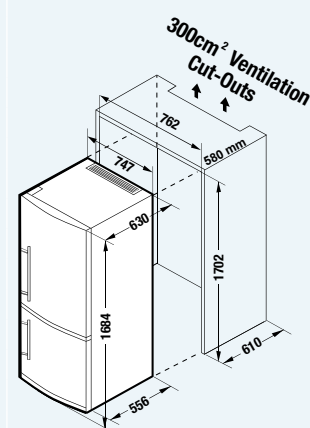
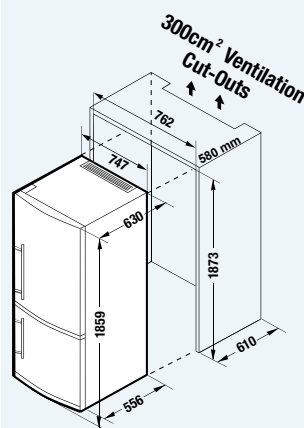
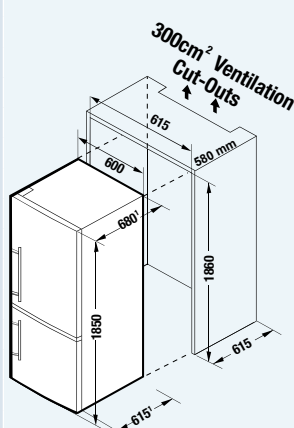
Yes

Yes

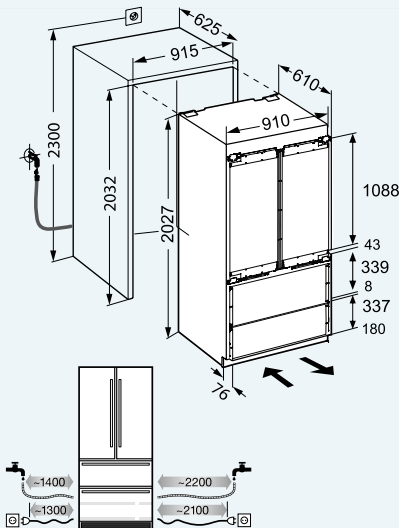
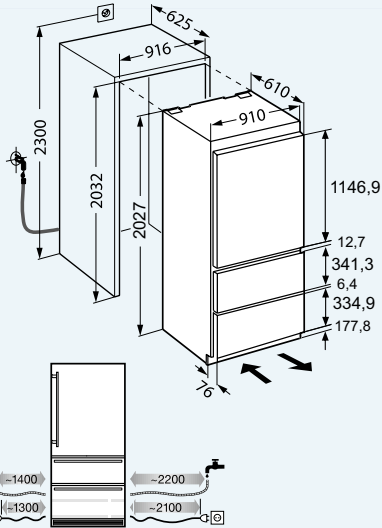
Right, reversible

220-240 | 1.5

Austria





	CEBN 6256 PremiumPlus	CEBN 6156 PremiumPlus
	<div><div>Bio Fresh</div><div>No Frost</div><div>Duo Cooling</div><div>Ice Maker</div><div>Soft System</div></div>	<div><div>Bio Fresh</div><div>No Frost</div><div>Duo Cooling</div><div>Ice Maker</div></div>
Energy consumption (kWh/yr) Star rating	517 2.5	496 3.0
Compressors	2	2
Total capacity litres (L) - Gross Net	585 480	585 480
Refrigerator gross (L) net (L)	329 295	329 295
Freezer gross (L) net (L)	183 116	183 116
BioFresh gross (L) net (L)	73 69	73 69
MagicEye control system Display	SoftTouch LCD	SoftTouch LCD
PremiumPlus lighting	Yes	Yes
DuoCooling	Yes	Yes
Sabbath mode	Yes	Yes
SoftSystem hinge - assists closure	Yes	No
Alarms : Door open Temperature	Yes Yes	Yes Yes
Optional extra stainless steel panels & handles	Yes	Yes
BioFresh drawers on telescopic rails	2	2
SuperCool	Yes	Yes
Integrated bottle shelf	Yes	Yes
Freezer drawers Ice cube drawer	2 1	2 1
SuperFrost	Yes	Yes
IceMaker Ice cube capacity (kg/24h)	Yes 1.3	Yes 1.3
Default hinge	French door	Right, reversible
Voltage (V) Rated Current (A)	220-240 1.5	220-240 1.5
Made in	Austria	Austria
		



ECBN 5066 PremiumPlus

Bio Fresh	No Frost	Duo Cooling	Ice Maker
-----------	----------	-------------	-----------

489 2.5
2
462 387
248 223
148 103
66 61
SoftTouch LCD
Yes -
Yes
Yes
No
Yes Yes
Yes
2
Yes -
Yes
2 1
Yes
Yes 1.0
Right, reversible
220-240 1.5
Austria

SICBN 3366 Premium

Bio Fresh	No Frost	Duo Cooling	Ice Maker	Soft System	Soft Telescopic
-----------	----------	-------------	-----------	-------------	-----------------

340 3.0
1
279 238
126 111
81 59
72 68
SoftTouch LCD
- Yes
Yes
-
Yes
Yes Yes
-
2
Yes Optional accessory
Yes
3 1
Yes
Yes 0.8
Left, reversible
220-240 1.4
Germany

SICBN 3356 Premium

Bio Fresh	No Frost	Duo Cooling	Soft System	Soft Telescopic
-----------	----------	-------------	-------------	-----------------

335 3.0
1
279 242
126 111
81 63
72 68
SoftTouch LCD
- Yes
Yes
-
Yes
Yes Yes
-
2
Yes Optional accessory
Yes
3 -
Yes
- -
Right, reversible
220-240 1.4
Germany

Energy consumption (kWh/yr) | Star rating

Compressors

Total capacity litres (L) - Gross | Net

Refrigerator gross (L) | net (L)

Freezer gross (L) | net (L)

BioFresh gross (L) | net (L)

MagicEye control system | Display

Lighting: PremiumPlus | Premium

DuoCooling

Sabbath mode

SoftSystem hinge - assists closure

Alarms : Door open | Temperature

Optional extra stainless steel panels & handles

BioFresh drawers on telescopic rails

SuperCool | VarioSafe

Integrated bottle shelf

Freezer drawers | Ice cube drawer

SuperFrost

IceMaker | Ice cube capacity (kg/24h)

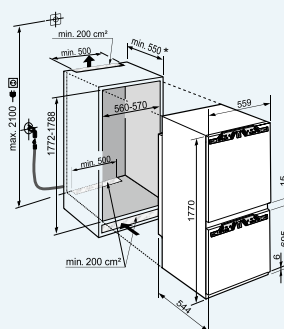
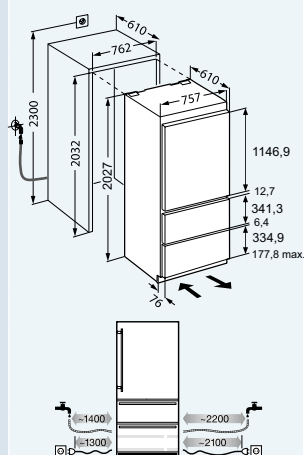
Default hinge

Voltage (V) | Rated Current (A)

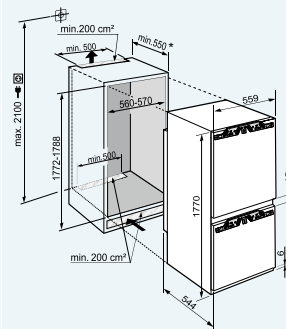
Made in

Installation Diagram

Millimetres (mm)



* Recommended: 560 mm

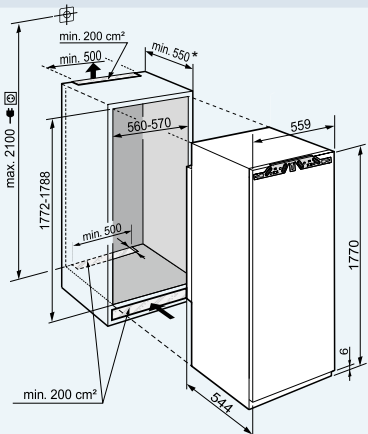
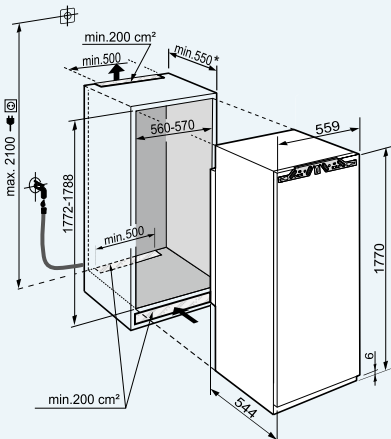


* Recommended: 560 mm



	SICN 3366 Premium	SICN 3356 Premium
	Bio Cool No Frost Duo Cooling Ice Maker Soft System	Bio Cool No Frost Duo Cooling Soft System
Energy consumption (kWh/yr) Star rating	336 3.0	300 3.5
Compressors	1	1
Total capacity litres (L) - Gross Net	283 255	283 261
Refrigerator gross (L) net (L)	202 196	202 198
Freezer gross (L) net (L)	81 59	81 63
BioFresh gross (L) net (L)	- -	- -
MagicEye control system Display	SoftTouch LCD	SoftTouch LCD
Lighting : Premium	Yes	Yes
DuoCooling	Yes	Yes
SoftSystem hinge - assists closure	Yes	Yes
Alarms : Door open Temperature	Yes Yes	Yes Yes
Optional extra stainless steel panel & handle	-	-
BioFresh drawers on telescopic rails	-	-
BioCool-Box on telescopic rails	1	1
SuperCool VarioSafe	Yes Yes	Yes Yes
Integrated bottle shelf	-	-
Freezer drawers Ice cube drawer	3 1	3 -
SuperFrost VarioSpace	Yes Yes	Yes Yes
IceMaker Ice cube capacity (kg/24h)	Yes (water tank) 0.8	- -
Default hinge	Left, reversible	Right, reversible
Voltage (V) Rated Current (A)	220-240 1.4	220-240 1.4
Made in	Germany	Germany
Installation Diagram		
Millimetres (mm)	<p>* Recommended: 560 mm</p>	<p>* Recommended: 560 mm</p>

[illegible]

SIKB 3550 Premium		SIGN 3576 Premium	
Bio Fresh	Soft System Soft Telescopic	No Frost	LED Ice Maker Soft System Telescopic Rails
328 1.5		331 3.0	
1		1	
344 308		248 207	
245 216		- -	
- -		248 207	
99 92		- -	
SoftTouch LCD		SoftTouch LCD	
Yes -		- Yes	
Yes		Yes	
-		-	
Yes -		Yes Yes	
Yes		Yes	
3		-	
-		-	
Yes Yes		- -	
Yes		-	
- -		8 1	
- -		Yes Yes	
- -		Yes 0.8	
Right, reversible		Left, reversible	
220-240 1.2		220-240 1.3	
Germany		Germany	
			
* Recommended: 560 mm		* Recommended: 560 mm	



82-88



82-88



82-88

SUIGo 1550 Premium <small>Soft Telescopic</small>	SUIK 1510 Comfort <small>Soft System</small>	SUIG 1514 Comfort <small>Soft System</small>
158 3.5	147 3.5	168 3.5
1	1	1
136 124	141 135	98 95
136 124	141 135	-
- -	- -	98 95
- -	- -	- -
Yes LCD	Yes LCD	Yes LCD
- Yes	- Yes	- -
-	Yes	Yes
-	Yes	Yes
Yes -	Yes -	Yes Yes
Yes	Yes	Yes
-	-	-
1	1	-
Yes -	Yes -	-
-	-	-
- -	- -	3 -
- -	- -	Yes Yes
- -	- -	- -
Pull-out trolley	Right, reversible	Right, reversible
220-240 / 1.2	220-240 / 1.2	220-240 / 1.3
Germany	Germany	Germany

Wine Cabinets



	EWTdf 3553 Vinidor	EWTgb 3583 Vinidor	UWTeS 1672 Vinidor
	LED Wine Soft System Telescopic Rails	LED Wine Soft System Telescopic Rails	LED Wine Telescopic Rails
Door	Own Cabinetry	Full Black Glass	Stainless Steel
Energy consumption (kWh/yr) 24hr	°162 0.443	°162 0.442	°196 0.520
Compressors	1	1	1
Bottle capacity (750ml Bordeaux)	80	83	34
Gross Net Litres	- -	- -	- -
Safety glass Tinted glazed door	Yes Triple	Yes Double	Yes Double
MagicEye control system Display	SoftTouch LCD	SoftTouch LCD	Yes LED
Temperature display Temperature zones	Internal 2	Internal 2	Internal 2
Temperature range (°C) Min Max °C	5 20	5 20	5 20
Suitable for ambient temperature MiniMax°C	10 43	10 32	10 38
Interior light	Dimmable LED	Dimmable LED	Dimmable LED
Hand crafted beech wood shelves	9	9	3
Shelves mounted on telescopic rails	Yes	Yes	Yes
Presentation shelf Base shelves	Yes 2	Yes 2	- 2
Shelves : Glass (one sectionable) Wire	- -	- -	- -
Fresh air supply via activated charcoal filter	Yes	Yes	Yes
Child proof lock (control panel)	Yes	Yes	Yes
Door opening mechanism - Push Release	-	Yes	-
SoftSystem hinge - assists door closure	Yes	Yes	-
Key lock Label holders	- Yes	- Yes	Yes Yes
Alarms : Door open Temperature	Yes Yes	Yes Yes	Yes Yes
Optional extra stainless steel frame & handle	Yes	-	-
Default hinge	right, reversible	right, reversible	right, reversible
Voltage (V) Rated Current (A)	220-240 1.0	220-240 1.0	220-240 0.8
Made In	Austria	Austria	Austria
Installation Diagram			
Millimetres (mm)	* Recommended: 560 mm ** Images show stainless steel frame fitted		

1 These models are only bound for storing wine. Maximum DIN norm bordeaux bottles capacity (0.75 l) as per norm NF H 35-124 (H: 300.5 mm, Ø 76.1 mm).

[°] = Measurements taken at +25°C ambient and +12°C interior temperature tested by Liebherr Germany (not to Australian standards).

Wine Cabinets & Beverage Centre



82-87



82-87



45



82-87

UWKes 1752 GrandCru			UWTgb 1682 Vinidor			WKEs 553 GrandCru			UKes 1752		
LED	Wine	Telescopic Rails	LED	Wine	Telescopic Rails	LED	Wine	Telescopic Rails	LED	Wine	Telescopic Rails
Stainless Steel			Full Black Glass			Stainless Steel			Stainless Steel		
°145 0.396			°144 0.392			°130 0.356			337 0.923		
1			1			1			1		
46			34			18			-		
- -			- -			- -			131 108		
Yes Double			Yes Double			Yes Double			Yes Double		
Yes LED			SoftTouch LCD			SoftTouch LCD			Yes LED		
Internal 1			Internal 2			Internal 1			Internal 1		
5 20			5 20			5 20			2 20		
10 38			10 38			18 43			10 38		
LED			Dimmable LED			Dimmable LED			LED		
3			3			2			-		
Yes			Yes			Yes			-		
- 1			- 2			- 1			- 1		
- -			- -			- -			2 1		
Yes			Yes			Yes			-		
Yes			Yes			Yes			Yes		
-			Yes			-			-		
-			-			-			-		
Yes Yes			- Yes			- -			Yes -		
Yes Yes			Yes Yes			Yes Yes			Yes Yes		
-			-			-			-		
right, reversible			right, reversible			right, reversible			right, reversible		
220-240 0.8			220-240 0.8			220-240 0.5			220-240 0.8		
Austria			Austria			Austria			Austria		

° = Measurements taken at +25°C ambient and +12°C interior temperature tested by Liebherr Germany (not to Australian standards).



Click the link to directly access
our social media channels:
socialmedia.home.liebherr.com

For more information please visit us at:



Andi-Co Australia

Head Office

1 Stamford Road, Oakleigh Victoria 3166

Phone: 1800 685 899

Fax: 03 9569 1450

Email: sales@andico.com.au