

# Aussie Pumps

## PRODUCT CATALOGUE 2012



**HUGE RANGE  
GREAT OFFERS INSIDE**

## Contents

### PUMPS

QP Fire Pumps .....	2-3
QP Fire Protection Kits .....	4
QP Ultralites .....	4
QP High Pressure Transfer Pumps .....	5
QP Gushers/Transfer Pumps .....	6-7
QP Trash Pumps .....	8
QP Mine Boss .....	8
Trailer Mounted Trash Pumps .....	9
Poly Pumps .....	10-11
GMP Cast Iron Pumps .....	12-13
GMP Bronze & Stainless Steel Pumps .....	14-15
Ag Spray Units .....	16
Hydrostatic Testers .....	17
Submersible Dewatering Pumps .....	18-19
Submersible Industrial Pumps .....	20-21

### CLEANING EQUIPMENT

Engine Drive Blasters .....	22-23
Hydro Blasters & 500 BAR Accessories .....	24
Electric Blasters .....	25
Steam Cleaners Electric .....	26
Steam Cleaners Engine .....	27
Trailer Mounted Steam Cleaners .....	27
Hydro Loop Recovery System .....	28
Bertolini Triplex Pumps .....	29
Drain Cleaning Jetters .....	30
Drain Clean Accessories .....	31
Vacuum Cleaners .....	38-39

### HIGH PRESSURE ACCESSORIES

Guns & Lances .....	32
Turbos & Nozzles .....	33
Couplings .....	34
Grit Blaster Kits .....	35
Accessories & Replacement Parts .....	35
Hose Reels & Hose .....	36
Hollow Shaft Motors .....	37
Pump Filters .....	37
Flat Surface Cleaners .....	37
Telewand .....	37





# FIRE ALERT...AUSSIE HONDA POWERED FIRE PUMPS

The Aussie Fire Chief, Fire Captain and "Mr T" super high pressure twin impeller fire pumps are regarded as the world's finest lightweight portable high pressure pumps. The Fire Chief has won significant contracts both in Australia and export markets.

## AUSSIE FIRE CHIEF

- 5.5HP Honda engine
- Max flow 450 lpm
- Max head 75m, (107 psi)
- Skids & handle

**Recoil start** QP205SE/GX160 ~~\$952~~ +GST **NOW \$800** +GST

**Rejuvenation seal kit** Q205SE REJ 3/4" \$98 +GST

**Huge 7 1/2" diameter single piece impeller, biggest in the business...more water & more pressure**

**Viton seals available for diesel or Ag chem transfer.**



Metal caps & chains

Separate replaceable suction flange

Big 2" suction port

Big belly body means FAST priming

Big drain plug

Steel skids with anti-vibration mounts

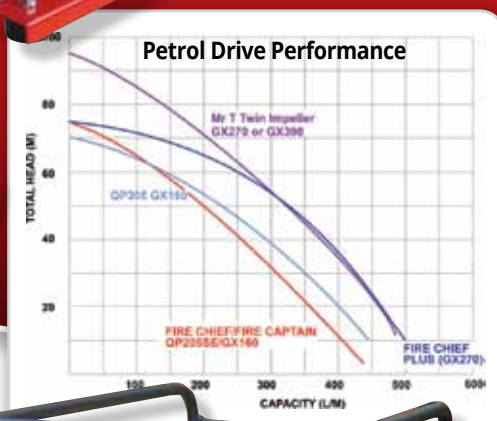
**save \$152**

QP205SE Fire Chief

**POWERED by HONDA**

Genuine Honda Engines used on all Aussie QP pumps... Universal 3 year engine warranty... Proudly supported by Honda MPE in Australia.

**Aussie Pumps 5year**  
pump end warranty



QP205SL/GX200FF  
Fire Captain

## AUSSIE FIRE CAPTAIN

- 6.5HP Honda
- Max head 75m
- Max flow 450 lpm
- Full roll frame with anti vib mounts

**Recoil start**

QP205SL/GX200FF ~~\$1,093~~ +GST **NOW \$998** +GST

**Electric start option**

QP205SL/GX200E **\$1,418** +GST

**Rejuvenation seal kit**

Q205SE REJ 3/4" \$98 +GST

**only \$1,816**  
+GST

## AUSSIE MR T TWIN IMPELLER

QP-T205SLT/GX270  
Mr T Twin Impeller

- Outstanding performance
- 9HP Honda
- Max head 95m, (135 psi)
- Max flow 480 lpm
- Full roll frame with anti vib mounts

**Recoil start**

QP-T205SLT/GX270 **\$1,816** +GST

**Electric start option**

QP-T205SLT/GX270E **\$3,094** +GST

**Rejuvenation seal kit**

Q205SLTREJ 1" \$235 +GST



**POWERED by HONDA**

Battery pack \$180 extra on electric start models if required.

# AUSSIE FIRE PUMPS... DIESEL DRIVE

For added safety & economy...safer to refuel in a fire emergency, extended life expectancy, greater fuel economy & lower through life costs.

[view demo online](#)


QP205SE/L48E

## YANMAR FIRE CHIEF

- 4.8HP Yanmar engine
- Max head 60m (85 psi)
- Max flow 400 lpm

### Recoil version

QP205SE/L48E ~~\$3,287~~ +GST **NOW \$2,630** +GST

### Electric start version

QP205SE/L48E **\$3,830** +GST



QP205SL/L70

## YANMAR FIRE CAPTAIN

- 7HP Yanmar engine
- Max head 65m (92 psi)
- Max flow 420 lpm

### Recoil version

QP205SL/L70 ~~\$3,685~~ +GST **NOW \$3,335** +GST



QP-T205SLT/L100E  
Shown with 2" outlet

save  
**\$1,966**

## MR T TWIN IMPELLER

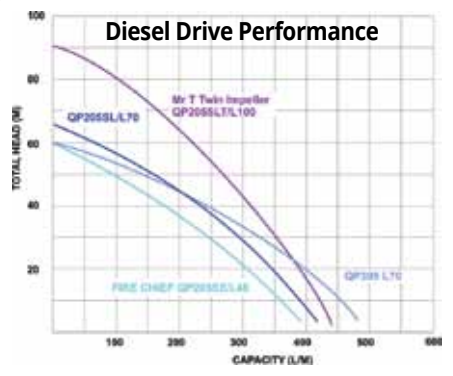
- 10HP Yanmar engine
- Electric start
- Max head 90m (128 psi)
- Max flow 450lpm
- 3 way tree outlet or 2" outlet options

QP-T205SLT/L100E ~~\$5,954~~ +GST  
**NOW \$3,988** +GST

**YANMAR**

Aussie Pumps  
**5year**  
pump end warranty

**2 YEAR**  
ENGINE WARRANTY



QP205SL/AC60

## KUBOTA FIRE CHIEF

- 6HP air cooled Kubota
- Recoil Start
- Max head 60m (85 psi)
- Max flow 400 lpm

QP205SL/AC60 ~~\$3,685~~ +GST  
**NOW \$2,948** +GST



QP205SL/OC60E

## KUBOTA FIRE CAPTAIN

- 6HP oil cooled Kubota
- electric start
- Max head 60m (85 psi)
- Max flow 400 lpm

QP205SL/OC60E ~~\$4,396~~ +GST  
**NOW \$3,250** +GST



QP205SL/OC95E

## KUBOTA FIRE CAPTAIN PLUS

- 9.5HP oil cooled Kubota
- electric start
- Max head 65m (92 psi)
- Max flow 420 lpm

**electric start**

QP205SL/OC95E  
~~\$5,248~~ +GST **NOW \$3,988** +GST

Aussie Pumps  
**5year**  
pump end warranty

**Kubota**

**2 YEAR**  
ENGINE WARRANTY

Battery pack \$180 extra on electric start models if required.



# AUSSIE FIRE BUSTERS...READY TO GO FIRE PROTECTION UNITS

Transform your trailer or ute into a mobile fire fighting unit. Aussie Fire Busters are 'slip on' fire control units designed to be self contained with the ability to draw water from an external source if required.

- Saddle mounted for smaller footprint (except 1,000 litre version which is skid mounted)
- Aussie Billabong UV stabilised tank
- Aussie Fire Quencher hose kit complete with nozzle (1 x 6m of 50mm suction hose, 1 x 30 m of 20mm discharge hose with jet spray nozzle)
- Yanmar or Kubota diesel drive options available

Available with a range of tank sizes to suit.

**400 litre tank**  
QP205SE/400L  
**\$3,160 +GST**

**600 litre tank**  
QP205SE/600L  
**\$3,474 +GST**

**1,000 litre tank**  
QP205SE/1000L  
**\$4,132 +GST**  
(skid mounted  
with gal hose reel)



Aussie Pumps  
**5year**  
pump end warranty

**GX**  
Engine  
**3**  
YEAR  
WARRANTY

POWERED by  
**HONDA**

POWERED by  
**HONDA**  
Genuine Honda Engines used on all  
Aussie QP pumps... Universal 3 year  
engine warranty... Proudly supported by  
Honda MPE in Australia.

## AUSSIE ULTRALITES... VERSATILE 1" & 1½" PUMPS

From personal fire protection to diesel transfer, these lightweight pumps are essential kit.



QP1/EHO25

### QP1 Subaru Robin 1" x 1"

- 1HP two stroke Robin
- 42m max head, (60 psi)
- 110 lpm flow

QP1/ECO 25  
(two stroke Robin)

~~\$435~~ +GST  
**NOW \$360**  
+GST



QP1/GX25

### QP1 Honda 1" x 1"

- 1HP Honda GX25 four stroke
- 40m max head, (57 psi)
- 120 lpm flow

QP1/GX25 ~~\$605~~ +GST  
**NOW \$472** +GST



QP154SX/GXH50

### QP154 Honda 1½" x 1½"

- 2.5HP Honda four stroke
- 60m max head, (85 psi)
- 210 lpm flow
- FREE 1" reducer included

QP154SX/GXH50 ~~\$678~~ +GST  
**NOW \$635** +GST



#### Applications

- Water transfer
- Diesel fuel transfer
- Mop up/fire fighting
- Irrigation
- Spraying

POWERED by  
**HONDA**

Genuine Honda Engines used on all Aussie QP pumps...  
Universal 3 year engine warranty... Proudly supported  
by Honda MPE in Australia.

Aussie Pumps  
**5year**  
pump end warranty

**GX**  
Engine  
**3**  
YEAR  
WARRANTY

POWERED by  
**HONDA**



Battery pack \$180 extra on electric  
start models if required.



# Aussie Brigade Boss 3 & 4" Aussie High Pressure Petrol & Diesel Transfer Pumps...

3" and 4" pumps with high pressure, high flow characteristics. The computer generated hydraulic design delivers superb fuel efficient performance through a single closed style impeller capable of handling small solids in suspension.

## Applications

- Fire fighting including village protection
- Fast fill tanker applications
- High pressure transfer
- Wash and flush cleanout
- Tanker batter spray
- Dust suppression
- High head dewatering

POWERED by  
**HONDA**

Genuine Honda Engines used on all Aussie QP pumps... Universal 3 year engine warranty... Proudly supported by Honda MPE in Australia.

## SL series... high pressure with extra flow

### NEW SUPER PERFORMANCE 3" PUMPS ...

#### 3" QP3310SL

**13 HP Honda** max head 56 (80 psi), 1200 lpm flow

Recoil start QP3310SL/GX390 **\$3,938** +GST

Electric start QP3310SL/GX390E **\$4,459** +GST

**10 HP Yanmar diesel** max head 50 (71 psi), 1150 lpm flow

Electric start QP3310SL/L100E **\$6,829** +GST

**9.5 HP Kubota diesel** max head 50 (71 psi), 1150 lpm flow

Electric start QP3310SL/OC95E **\$6,829** +GST

**Replacement wet end kit (1" keyed)** (QP3310SL KIT) **\$1,698** +GST

**Rejuvenation seal kit** (QP3310SL REJ) **\$212** +GST

QP3310SL/L100E

QP402SL/GX390

POWERED by  
**HONDA**

**4" PUMPS  
DELIVER MORE**

#### 4" QP402SL

**13 HP Honda** max head 50 (71 psi), 1500 lpm flow

Recoil start QP402SL/GX390 **\$3,938** +GST

Electric start QP402SL/GX390E **\$4,459** +GST

**10 HP Yanmar diesel** max head 50 (71 psi), 1300 lpm flow

Electric start QP402SL/L100E **\$6,829** +GST

**9.5 HP Kubota diesel** max head 50 (71 psi), 1300 lpm flow

Electric start QP402SL/OC95E **\$6,829** +GST

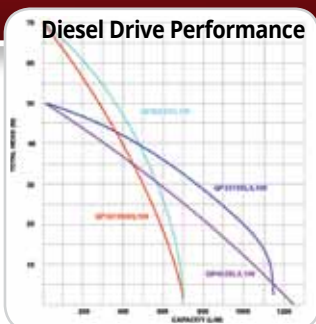
**Replacement wet end kit (1" keyed)** (QP402SL KIT) **\$1,698** +GST

**Rejuvenation seal kit** (QP402SL REJ) **\$368** +GST

Petrol Drive Performance



Diesel Drive Performance



## Aussie Pedestal Pumps...Use your drive system

**3" SL Pedestal version** (QP3310SL PED) **\$2,371** +GST

**4" SL Pedestal version** (QP402SL PED) **\$2,371** +GST

**3" SX Pedestal version** (QP3310SX PED) **\$2,442** +GST

**4" SX Pedestal version** (QP402SX PED) **\$2,442** +GST

QP402SLPED

## SX SERIES ... EXTRA HIGH PRESSURE

#### 3" QP3310SX

**13 HP Honda** max head 70 (100 psi), 1050 lpm flow

Recoil start QP3310SX/GX390 **\$3,980** +GST

Electric start QP3310SX/GX390E **\$4,501** +GST **NOW \$4,254** +GST

**10 HP Yanmar diesel** max head 70 (100 psi), 700 lpm flow

Electric start QP3310SX/L100E **\$6,870** +GST **NOW \$6,618** +GST

**9.5 HP Kubota diesel** max head 70 (100 psi), 700 lpm flow

Electric start QP3310SX/OC95E **\$6,870** +GST

**Replacement wet end kit (1" keyed)** (QP3310SX KIT) **\$1,767** +GST

**Rejuvenation seal kit** (QP3310SX REJ) **\$212** +GST

POWERED by  
**HONDA**

**GX**  
Engine  
**3**  
YEAR  
WARRANTY

Aussie Pumps  
**5**  
Year  
pump end warranty

**YANMAR**

**Kubota**

Battery pack \$180 extra on electric start models if required.

QP3310SX/GX390

#### 4" QP402SX

QP402SX/OC95E

**13 HP Honda** max head 70 (100 psi), 820 lpm flow

Recoil start QP402SX/GX390 **\$3,980** +GST

Electric start QP402SX/GX390E **\$4,501** +GST

**10 HP Yanmar diesel** max head 70 (100 psi), 700 lpm flow

Electric start QP402SX/L100E **\$6,870** +GST

**9.5 HP Kubota diesel** max head 70 (100 psi), 700 lpm flow

Electric start QP402SX/OC95E **\$6,870** +GST

**Replacement wet end kit (1" keyed)** (QP402SX KIT) **\$1,767** +GST

**Rejuvenation seal kit** (QP402SX REJ) **\$384** +GST

**Solenoid option  
available for  
easy key start  
on diesel drive  
pumps**

# AUSSIE 2" & 3" QP GUSHERS ... Petrol & Diesel powered

- Five year pump warranty
- Fast self priming from 8m
- Cast iron open impeller
- Full roll frame with anti vibration mounts standard
- High grade marine aluminium pump body
- FREE coupling & strainer kit

**SUPER  
VALUE**

## Applications

- High volume water transfer
- Fast fill tanker applications
- Flood irrigation
- Construction site dewatering

## 2" Gushers



QP207/GX120

POWERED by  
**HONDA**

### QP207/GX120

- 4HP genuine Honda
- Max head 30 m (43 psi)
- Flows to 600 lpm

**\$680 +GST**



QP209/GX160

POWERED by  
**HONDA**

### QP209 ... BIG FLOW OPTION

- Max head 33 m (47 psi)
- Flows to 800 lpm

#### 5.5HP genuine Honda

Recoil start QP209/GX160 ~~\$946~~ +GST  
**NOW \$907 +GST**

#### 6.5HP genuine Honda

Recoil start QP209/GX200 **\$1,072 +GST**  
Electric start QP209/GX200E **\$1,497 +GST**

**YANMAR**



QP209/L48

#### 4.8HP Yanmar diesel

Recoil start QP209/L48 ~~\$3,368~~ +GST  
**NOW \$2,709 +GST**  
Electric start QP209/L48E **\$3,975 +GST**

## 3" Gushers



**YANMAR**

QP303/L48



POWERED by  
**HONDA**

QP303/GX160

### QP303 ... TANKER PUMPS

- Max head 32m (45 psi)
- Flows to 1000 lpm

#### 5.5HP genuine Honda

Recoil start QP303/GX160 ~~\$968~~ +GST **NOW \$907 +GST**

#### 6.5HP genuine Honda

Recoil start QP303/GX200 **\$1,085 +GST**  
Electric start QP303/GX200E **\$1,540 +GST**

#### 4.8HP Yanmar diesel

Recoil start QP303/L48 ~~\$3,368~~ +GST **NOW \$2,709 +GST**  
Electric start QP303/L48E **\$3,975 +GST**

#### 6HP Kubota diesel

Electric start QP303/OC60E ~~\$4,478~~ +GST **NOW \$3,250 +GST**

#### 9.5HP Kubota diesel

Electric start QP303/OC95E ~~\$5,434~~ +GST **NOW \$3,988 +GST**

**Pedestal version (QP303 PED) \$877 +GST**

**Replacement wet end kit (3/4" threaded)**

**(QP303 KIT 3/4") \$572 +GST**

**Rejuvenation seal kit**

**(Q303 REJ 3/4") \$98 +GST**

QP303PED



## NEW High Volume 3" pumps QP3310 ... DELIVERING MORE, FASTER

- Max head 30m (43 psi)
- Flows to 1300 lpm

#### 13HP genuine Honda

Recoil start QP3310/GX390 **\$3,623 +GST**  
Electric start QP3310/GX390E **\$4,144 +GST**

#### 7HP Yanmar diesel

Recoil start QP3310/L70 **\$4,535 +GST**  
Electric start QP3310/L70E **\$5,346 +GST**

#### 10HP Yanmar diesel

Electric start QP3310/L100E **\$6,428 +GST**

#### 9.5HP Kubota diesel

Electric start QP3310/OC95E **\$6,428 +GST**

#### Pedestal version

(QP3310 PED)

**\$2,056 +GST**

#### Replacement wet end kit

(1" keyed)

(QP3310 KIT)

**\$1,354 +GST**

#### Rejuvenation seal kit

(Q3310 REJ)

**\$270 +GST**



QP3310/L100E



QP3310/GX390

**Aussie Pumps  
5year  
pump end warranty**

Battery pack \$180 extra on electric start models if required.



# AUSSIE 4" & 6" QP GUSHERS...MOVE WATER FAST

## 4" Gusher...irrigation specialist



QP402/L100



QP402/OC95E

only  
**\$1,816**

QP402/GX240  
POWERED by  
**HONDA**

POWERED by  
**HONDA**

Genuine Honda Engines used on all Aussie QP pumps... Universal 3 year engine warranty... Proudly supported by Honda MPE in Australia.

### QP402 ... MOVE MORE WATER

- Max head 28m (40 psi)
- Flows to 1800 lpm petrol versions, 1600 lpm diesel versions

#### 8HP Honda

Recoil start QP402/GX240 ~~\$2,150~~ +GST  
**NOW \$1,816** +GST

#### 13HP Honda

Recoil start QP402/GX390 ~~\$3,623~~ +GST  
**NOW \$3,300** +GST  
Electric start QP402/GX390E ~~\$4,144~~ +GST

#### 7HP Yanmar diesel

Recoil start QP402/L70 ~~\$4,535~~ +GST  
**NOW \$3,627** +GST

Electric start QP402/L70E ~~\$5,346~~ +GST  
**NOW \$4,784** +GST

#### 10HP Yanmar diesel

Electric start QP402/L100E ~~\$6,428~~ +GST  
**NOW \$5,744** +GST

#### 9.5HP Kubota diesel

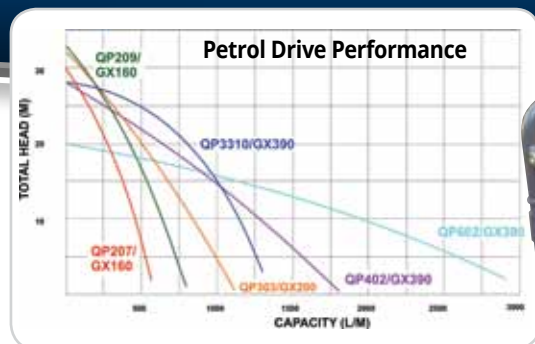
Electric start QP402/OC95E ~~\$6,428~~ +GST  
**NOW \$5,171** +GST

**Tanker version**, with solenoid for easy key start, no frame  
QP402OC95ENFSOL ~~\$4,988~~ +GST

Solenoid option available for easy key start on diesel drive pumps

#### Pedestal version

Replacement wet end kit (1" keyed) (QP402 KIT) ~~\$1,354~~ +GST  
Rejuvenation seal kit (Q402 REJ) ~~\$270~~ +GST

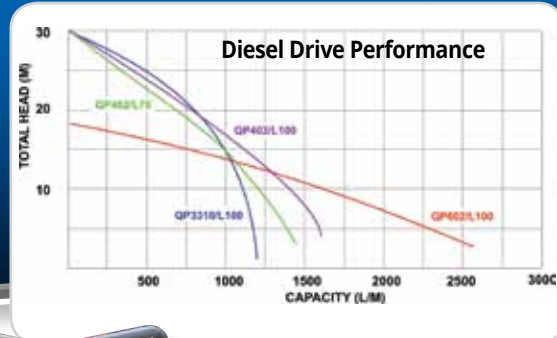


only  
**\$8,880**



POWERED by  
**HONDA**

QP602/GX390



**FREE  
STRAINER &  
COUPLING KIT**

## NEW 6" Gusher... Better Performance

### QP602 ... WHOPPING FLOWS

- Max head 23m (33 psi)
- Flows to 2900 lpm petrol versions, to 2600 lpm diesel versions

#### 13HP Honda electric start

QP602/GX390E **\$8,880** +GST

#### 10HP Yanmar diesel electric start

QP602/L100E **\$11,824** +GST

#### Pedestal version

(QP602 PED) **\$6,745** +GST

#### Replacement wet end kit (1" keyed)

(QP602 KIT) **\$5,843** +GST

**IRRIGATION  
SPECIALIST**

Aussie Pumps  
**5year**  
pump end warranty



QP602/L100E

**YANMAR**

Battery pack \$180 extra on electric start models if required.

# AUSSIE QP TRASH PUMPS...PETROL & DIESEL DRIVE

## Dirty water specialists

Rugged trash pumps to 6", designed to pump compressible solids in suspension and resist wear.

- Five year pump warranty
- Big non clog, open style, cast iron impeller
- High SG impeller volute
- Front mounted clean out port ..easy access without disconnecting pipes
- Full carry frame
- FREE coupling and strainer kit included as standard

**SUPER  
VALUE**

POWERED by  
**HONDA**

Genuine Honda Engines used on all Aussie QP pumps... Universal 3 year engine warranty... Proudly supported by Honda MPE in Australia.

### 2" Trash Pumps ▶



QP203T/GX160

### QP203T

- Max head 27 m (38 psi)
- Flows to 600 lpm

#### 5.5HP genuine Honda

Recoil start QP203T/GX160 **\$1,848 +GST**

#### 6.5HP genuine Honda

Electric start QP203T/GX200E **\$2,274 +GST**

#### 4.8HP Yanmar diesel

Recoil start QP203T/L48 **\$4,084 +GST**

Electric start QP203T/L48E **\$4,523 +GST**

#### Pedestal version

(QP203T PED) **\$1,509 +GST**

#### Replacement wet end kit (3/4" threaded)

(QP203T KIT) **\$1,234 +GST**

#### Rejuvenation seal kit

(Q203T REJ) **\$212 +GST**

### Applications

- Site dewatering
- Waste water handling
- Effluent pump out
- Livestock waste water
- Solid laden waste

### QP300T

- Max head 27m (38 psi)
- Flows to 650 lpm

#### 5.5HP genuine Honda

Recoil start QP300T/GX160 **\$1,848 +GST**

#### 6.5HP genuine Honda

Electric start QP300T/GX200E **\$2,274 +GST**

#### 4.8HP Yanmar diesel

Recoil start QP300T/L48 **\$4,084 +GST**

Electric start QP300T/L48E **\$4,523 +GST**

#### Pedestal version

(QP300T PED) **\$1,509 +GST**

#### Replacement wet end kit (3/4" threaded)

(QP300T KIT) **\$1,234 +GST**

#### Rejuvenation seal kit

(Q300T REJ) **\$212 +GST**



QP300T/GX200

### 3" Trash Pumps ▶



QP301TL70E

**Aussie Pumps  
5year**  
pump end warranty

POWERED by  
**HONDA**

QP301T/GX240

**YANMAR**

## Aussie MINE BOSS

### 'Aussie Mine Spec' trash pumps

- Super robust galvanised steel frame
- Yanmar diesel engines with electric start
- Integrated fire extinguisher
- Balanced lifting bar
- Emergency stop
- Lockable battery isolation
- Dry cell battery

**YANMAR**

**NEW**



2", 3" & 4" Options

## High Volume 3" Trash Pumps QP301T... DELIVERING MORE, FASTER

- Max head 30m (43 psi)
- Flows to 1300 lpm petrol versions, 1200 lpm diesel versions

#### 8HP genuine Honda

Recoil start QP301T/GX240 **\$2,193 +GST**

#### 9HP genuine Honda

Electric start QP301T/GX270E **\$2,497 +GST**

#### 7HP Yanmar diesel

Electric start QP301T/L70E **\$5,110 +GST**

#### 10HP Yanmar diesel

Electric start QP301T/L100E **\$6,518 +GST**

#### Pedestal version

(QP301T PED) **\$1,998 +GST**

#### Replacement wet end kit (3/4" threaded)

(QP301T KIT) **\$1,430 +GST**

#### Rejuvenation seal kit

(Q301T REJ) **\$368 +GST**

**MOVE IT FAST**

## 4" Trash Pumps QP40T ... MOVE MORE WATER WITH LESS FUEL

- Max head 24m (34 psi)
- Flows to 1800 lpm

#### 13HP genuine Honda

Recoil start QP40T/GX390 **\$4,730 +GST**

Electric start QP40T/GX390E **\$5,157 +GST**

#### 10HP Yanmar diesel

Electric start QP402/L100 **\$8,511 +GST**

#### Pedestal version

(QP40T PED) **\$3,108 +GST**

#### Replacement wet end kit (3/4" threaded)

(QP40T KIT) **\$3,159 +GST**

#### Rejuvenation seal kit

(Q40T REJ) **\$384 +GST**

**FLOOD CLEAN UP  
SPECIALIST**



QP40T/GX390

POWERED by  
**HONDA**

**HYDRAULIC DRIVE TRASH PUMPS AVAILABLE  
... call Aussie for details**

Battery pack \$180 extra on electric start models if required.



# AUSSIE 6" TRASH PUMPS...DEUTZ DIESEL POWERED

Engineered to meet the requirements of professional contractors, rugged and dependable, these diesel powered trash pumps are ideal for de-watering applications with suspended solid content.

**TRAILER MOUNT  
ALSO AVAILABLE**

## 6" QP TRASH PUMP...MQ62TDD

- 6" suction and discharge ports
- 4,100 lpm max flow, 30m max head (43 psi)
- Self priming from a depth of 7.6m
- Reliable low maintenance 29 HP Deutz engine, with electric start (batteries not included)
- Built in safety shutdown for low oil pressure and oil temperature
- Oil lubricated tungsten titanium carbide seals standard
- Wear resistant volute and impeller ensures minimal clogging
- Easy clean-out port can be removed in seconds
- Replaceable 6" suction and discharge ports
- Open, multi-vane type impeller dynamically and statically balanced
- Heavy duty trailer with tow end jack stand
- Strainer included to prevent entry of oversized solids
- All pump hardware is corrosion resistant and all interior water passages are obstruction free
- Bauer fittings standard from Sept 2011

**Aussie Pumps**  
**5year**  
pump end warranty



MQ62TDD

### Applications

- De-watering
- Tailing dam pump out
- Public works
- Slurry pumping
- Flood mitigation
- Sewage transfer



*Aussie in action...Flood mitigation to save Horsham from flooding during Victorian floods*



MQ600TD80 TRAILER MOUNT

## 6" MQ TRASH PUMP...MQ600TD80

- Huge **6,000 litres** per minute flow with 6 inch suction and discharge ports
- Highest head in it's class of **46 metres** and a maximum pressure of 65 psi
- Self priming from a depth of **7.6m**
- Reliable low maintenance **60HP Deutz** air cooled, four cylinder diesel engine with electric start (note: batteries are not included)
- Built in safety shutdown for low oil pressure, oil temperature and V-belt failure
- Oil lubricated tungsten titanium carbide seals standard
- Wear resistant volute and impeller ensures minimal clogging and can handle solids up to 76mm (3") in diameter
- Easy clean-out port can be removed in seconds
- 90° discharge elbow can be rotated based on job requirements
- Heavy duty site trailer with tow end jack stand (non registrable) or skid mount.
- Control panel shock mounted in water resistant housing, includes hour meter, ammeter, tachometer and alternator failure light
- Pump and engine skid can be easily removed from trailer
- 152 litre fuel tank incorporated in base of skid, gives approx running time of 11 hours.
- Weighs 1111 kg, and it has a lifting bar as standard equipment

**Aussie Pumps**  
**3year**  
pump end warranty



# AG CHEM TRANSFER... Aussie 2" & 3" Poly Pumps

Ideal for Corrosive Applications including liquid  
fertiliser & agricultural chemicals

Aussie poly 2" and 3" self priming centrifugal pumps are manufactured from 30% glass filled polyester. Aussie poly pumps offer flows to 1010 litres per minute and heads as high as 37 metres. Suction lift is 6.6 metres.

- 30% glass filled polyester construction
- Five year Aussie pump end warranty
- Genuine 6.5HP Honda engine versions with 3 year Honda engine warranty
- Endorsed by Incitec Pivot for pumping Easy N liquid fertilizer
- Lightweight and compact
- Protek motor protection from seal leaks (standard on electric drive, option on engine drive)
- Self priming lift to 6.6m
- High flows to 1010 lpm, heads to 37 metres
- EPDM, Buna N & Viton elastomers avail

POWERED by  
**HONDA**

Genuine Honda Engines used on all Aussie Poly pumps... Universal 3 year engine warranty... Proudly supported by Honda MPE in Australia.

ENDORSED BY

Incitec Pivot



RSE2BRL/GX200



## Applications

- Ag chemical transfer
- Diesel fuel transfer
- Brine or salt water pumping
- Marine salvage
- Marine fire fighting
- High volume water transfer
- Aquaculture
- Liquid fertilizer

### 2" x 2" HONDA POLY

High Head version

- Genuine Honda GX200 6.5HP
- EPDM seals for ag chem transfer
- Max head 37m
- Max flow 720 lpm

RSE2BUL/GX200

**\$1,091** +GST

### 2" x 2" HONDA POLY

High flow version

- Genuine Honda GX200 6.5HP
- EPDM seals for ag chem transfer
- Max head 25m
- Max flow 835 lpm

RSE2BRL/GX200

~~\$1,091~~ +GST

**NOW \$907** +GST

### 3" x 3" HONDA POLY

High Head version

- Genuine Honda GX200 6.5HP
- Viton universal seals
- Max head 37m
- Max flow 870 lpm

RSE3BXV/GX200

**\$1,605** +GST

### 3" x 3" HONDA POLY

High flow version

- Genuine Honda GX200 6.5HP
- Viton universal seals
- Max head 25m
- Max flow 1010 lpm

RSE3BSV/GX200

**\$1,605** +GST

Buna N (for salt water & diesel transfer) & Viton (universal) seal options available ... call for details.

## SEAL COMPATIBILITY

(Recommendation only - check compatibility chart for specifics)

- For oil based liquids including diesel fuel or salt water applications select BUNA N elastomer
- For most ag. chem. liquids select EPDM elastomers
- Viton elastomers available. For chemical compatibility check 'Chemical Compatibility Chart' (available online [aussiepumps.com.au](http://aussiepumps.com.au))

RSE2HYD



Hydraulic drive & pedestal options available ... call for details or check online [www.aussiepumps.com.au](http://www.aussiepumps.com.au)



POWERED by  
**HONDA**  
GX Engine **3** YEAR WARRANTY

Aussie Pumps  
**5year**  
pump end warranty



# AUSSIE SEAMASTER... Designed for a life at sea

Buna N seals, Yanmar diesel engine & full galvanised roll frame for protection & portability, make these pumps ideal for salt water applications including marine salvage & fire fighting. As used by the Royal Australian Navy.

## 2" x 2" SEAMASTER

- Yanmar 4.8HP diesel
- High head impeller
- Buna N seals (for salt water & diesel fuel transfer)
- Max head 37m, max flow 720 lpm

### Recoil start

RSE2BUB/L48 **\$3,128** +GST

### Electric start

RSE2BUB/L48E **\$3,587** +GST

### Applications

- Marine fire fighting
- Marine salvage
- Diesel fuel transfer,
- Brine or salt water pumping
- High pressure water transfer
- Live fish

**3" VERSION  
AVAILABLE  
CALL FOR DETAILS**

Battery pack \$180 extra if required.



AUSSIE SEAMASTER  
RSE2BUB/L48

Aussie Pumps  
**5year**  
pump end warranty

**YANMAR**



Photo courtesy of SeaTow

# Electric Drive Aussie Poly Pumps

Two pole, single or three phase electric motors, with Aussie Protek motor protection system.

## 2" ELECTRIC POLY

High Flow version

- EPDM seals for ag chem transfer
- Max head 16m, max flow 660 lpm
- 316 Stainless steel motor shaft

### Single phase 2.2kW motor

RSE2BRL/2.2/240 **\$1,805** +GST

### Three phase 4kW motor

RSE2BRL/4/415 **\$1,933** +GST

## Protek Motor Protection

Maximum motor protection system from catastrophic seal failure. Featuring adapter to separate pump from engine, large cavity to handle even major seal failures and oversized slinger to prevent liquid contacting engine or motor. Fitted as standard on all electric drive Poly pumps and is an option on engine drive pumps.




RSE2BRL/2.2/240

**3" VERSION  
AVAILABLE  
CALL FOR DETAILS**

### Applications

- Aquaculture
- Liquid stock feed
- Brine or salt water pumping
- Diesel fuel transfer,
- High volume water transfer
- Agricultural chemical transfer



Protek system fits  
between motor or  
engine and pump



ENDORSED BY  
**Anipro**  
Liquid Supplements  
Service & Quality in Livestock Nutrition

Buna N (for salt water & diesel transfer) & Viton (universal) seal options available ... call for details.

# AUSSIE GMP IRON HEARTS INDUSTRIAL SELF PRIMING PUMPS... for tough applications

## ELECTRIC TRASH PUMPS

Cast iron semi trash pumps sizes 2", 3" & 4". Pumps feature big open 'non clog' impellers, silicon carbide mechanical seals, stainless steel wear plated and large front opening port.

- Heavy duty cast iron construction
- Open non clog style impeller
- Self primes from 6 metres vertical lift
- Front mounted clean out port ... easy to unblock if required
- Close coupled to a heavy duty TEFC single or three phase electric drive motor rated to IP56 or option of reliable Yanmar engines
- Silicon carbide mechanical seal standard, option of Viton or tungsten carbide
- Cast iron foot mounting
- Steel base plate standard from 5.5HP up
- Stainless steel wear plate

Model	CAT number	Motor	Suct/ Del	PSI	Total Head (m)	Capacity (l/m)	Solid Size (mm)	List Price (exc GST)
B2KQ-A/ST	EA3L	2HP single phase 240v	2" x 2"	24	17	490	19	\$1,324
B2KQ-A/ST	EAR4	2HP 3 phase 415v	2" x 2"	24	17	490	19	\$1,324
B3KQ-A/ST	EA3M	3 HP single phase 240v	3" x 3"	23	16	900	24	\$1,781
B3KQ-A/ST	EAR6	3 HP 3 phase 415v	3" x 3"	23	16	900	24	\$1,781
B3XR-A/ST	EA3V	5.5 HP 3 phase 415v	3" x 3"	40	28	1300	20	\$3,584
B3XR-A/ST	EANH	7.5 HP 3 phase 415v	3" x 3"	41	29	1450	20	\$4,311
B3XR-A/ST	EANL	10 HP 3 phase 415v	3" x 3"	43	30	1550	20	\$4,478
B4KQ-A/ST	EAGF	5.5 HP 3 phase 415v	4" x 4"	17	12	1700	38	\$3,460
B4XR-A/ST	EANM	20HP 3 phase 415v	4" x 4"	41	29	2400	39	\$6,068

316 Stainless steel versions for aggressive chemical transfer see page 14

## HIGH PRESSURE ELECTRIC DRIVE INDUSTRIAL PUMPS

Heavy duty cast iron electric drive pumps designed for high pressure applications available from 1 1/2" to 3". Close coupled to two pole TEFC motors rated to IP56.

Ideal for industrial, mining or agricultural process pump duties.

- Close grained cast iron construction
- Open style impeller
- Self primes from depths of 6 metres
- Replaceable suction port
- Close coupled to a heavy duty TEFC single or three phase electric drive motor rated to IP56
- Simple pump design
- Steel base plate standard from 5.5HP up
- Carbon ceramic mechanical seal standard, option of Viton, silicon carbide, tungsten carbide

Model	CAT number	Motor	HP	Suct/ Del	PSI	Total Head (m)	Capacity (l/m)	List Price (exc GST)
G2TMK-A	EA3S	single phase 240v	3HP	2" x 2"	43	30	400	\$1,506
G2TMK-A	EAT6/EADT	three phase 415v	3HP	2" x 2"	43	30	400	\$1,506
G2TMK-A	EAT8	three phase 415v	4HP	2" x 2"	43	30	450	\$2,107
G3TMK-A	EAMV	three phase 415v	5.5HP	3" x 3"	50	35	850	\$3,028
G3TMK-A	EADH	three phase 415v	7.5HP	3" x 3"	57	40	930	\$3,707
G3TMK-A	EAHD	three phase 415v	10HP	3" x 3"	67	47	980	\$3,853
G3TMK-A	EAFL	three phase 415v	15HP	3" x 3"	78	55	1250	\$4,507
B1 1/2 ZPMA	EANN	three phase 415v	10HP	2" x 1 1/2"	82	58	580	\$4,507
B3ZPMA	EAH0	three phase 415v	25HP	3" x 3"	104	73	1220	\$7,307

Performance curves available at [www.aussiepumps.com.au](http://www.aussiepumps.com.au)



B4KQA ST  
ELECTRIC




B2KQA ST  
ELECTRIC

B3KQA ST  
ELECTRIC

### Applications

- Industrial waste pump out
- Livestock effluent pump out
- Public sewage works
- Abattoir waste pump out
- Piggeries, chicken processing, feed lots
- Wash bay water recirculation
- Batch plant recirculation
- Mineral processing
- Quarry dewatering



B3ZPMA ELECTRIC

### Applications

- High pressure water transfer
- Boom spray
- Machinery wash down
- Spray irrigation
- Fire fighting
- Industrial process pumping



# AUSSIE GMP ENGINE DRIVE TRASH PUMPS ... IRON HEARTS FOR MINE SITES & QUARRIES

Model	CAT number	Engine	HP	Suct/ Del	PSI	Total Head (m)	Capacity (l/m)	Solid Size (mm)	List Price (exc GST)
B3XR-A/ST	AA6A	Honda GX390E	13	3" x 3"	57	40	1250	20	\$5,694
B4KQ-A/ST	AAR9	Honda GX390E	13	4" x 4"	30	21	1500	35	\$6,223
B4KQ-A/ST	AAR9	Yanmar diesel L100E	10	4" x 4"	30	21	1500	35	\$6,208

Battery pack \$180 extra on electric start models if required.

B3XRA ST/GX390



## BARE SHAFT TRASH PUMPS

Aussie GMP bare shaft semi trash pumps are designed for long coupling to electric motors, petrol or diesel engines, hydraulic to PTO drives. Pumps feature big open 'non clog' impellers, silicon carbide mechanical seals, stainless steel wear plated and large front opening port.

## GMP BARE SHAFT TRASH PUMPS

- Heavy duty cast construction
- Open non clog style impeller
- Self primes from 6 metres
- Front mounted clean out port
- Cast iron foot mounting
- Silicon carbide mechanical seal standard,
- option of Viton or tungsten carbide
- Stainless steel wear plate
- All pumps pedestal mounted
- Drive shafts available in high grade steel or stainless steel configurations



B3XRA ST BARE SHAFT

Model	CAT number	Req'd HP	RPM	Suct/ Del	PSI	Total Head (m)	Capacity (l/m)	Solid Size (mm)	List Price (exc GST)
B2KQ-A/ST	AS79	3.2	3600	2" x 2"	37	26	570	19	\$982
B3KQ-A/ST	AS67	5.8	3600	3" x 3"	36	25	1000	24	\$1,167
B3XR-A/ST	AS91	19	3600	3" x 3"	71	50	2100	20	\$2,379
G3TMK-A/ST	ASA8	16	3000	3" x 3"	81	57	1300	16	\$2,467
B4KQ-A/ST	AS71	6.2	3000	4" x 4"	23	16	1750	38	\$2,428
B4XR-A/ST	ASB8	22	3000	4" x 4"	45	32	2400	39	\$2,722

## DESIGNED FOR HIGH & LOW PRESSURE OPERATIONS

## GMP HYDRAULIC DRIVE TRASH PUMPS

Aussie GMP hydraulic drive semi trash pumps feature big open 'non clog' impellers, silicon carbide mechanical seals, stainless steel wear plated and large front opening port. These pumps can be operated in either closed centre or open centre hydraulic systems.

- Heavy duty cast construction
- Open non clog style impeller
- Self primes from 6 metres
- Front mounted clean out port
- Cast iron foot mounting
- Silicon carbide mechanical seal standard, option of Viton or tungsten carbide
- Stainless steel wear plate
- Elimination of dependant engine in mobile applications
- Compact design
- Power supplied by hydraulic lines
- Includes flanged elbows



B4KQA-ST/ HYD

Model	CAT number	RPM	Suct/ Del	PSI	Total Head (m)	Capacity (l/m)	Solid Size (mm)	Hydraulic Press Req. (psi)	Hydraulic Flow Req. (lpm)	List Price (exc GST)
B2KQ-A/ST	AA9A	3600	2" x 2"	37	26	570	19	1450	31	\$1,843
B3KQ-A/ST	AA5B	3600	3" x 3"	36	25	1000	24	2400	31	\$2,379
B3XR-A/ST	ASD9	3000	3" x 3"	48	34	1620	20	1100	103	\$3,816
G3TMK-A/ST	ASE1	3000	3" x 3"	78	55	1250	16	1500	103	\$4,213
B4KQ-A/ST	ASD8	3000	4" x 4"	23	16	1750	38	800	103	\$4,415
B4XR-A/ST	ASE9	3000	4" x 4"	45	32	2400	39	2000	103	\$4,411

## Applications

- Mine and dust suppression
- Drill rigs
- Water deliver truck tanker
- Fire fighting tanker refill
- Underground mine dewatering

# AUSSIE GMP BRONZE & STAINLESS STEEL INDUSTRIAL PUMPS ...for corrosive applications

Heavy duty self priming, centrifugal electric, engine drive and bare shaft pumps are with high pressure and flows available in a range of sizes from 1" through to 4".

These pumps offer flows up to 2700 litres per minute and maximum heads of 52 metres, and are designed for industrial and agricultural tasks. Pumps are available with standard seals in carbon ceramic with optional Viton, silicon carbide, tungsten carbide.

Stainless steel pumps feature properties of corrosion and abrasion resistance and are suitable for extremely aggressive applications. DNV approval available for most Ni Al bronze marine pumps.

## Applications

- Ni Al bronze ... marine grade with stainless steel plugs & fasteners
- Deck wash down
- Bilge pump out
- Salvage pump
- Marine fire fighting
- Aquaculture

## ELECTRIC TRASH PUMPS

- Open non clog style impeller
- Cast iron foot mounting
- Steel base plate standard from 5.5HP up
- Stainless steel wear plate
- Self primes from 6 metres vertical lift
- Front mounted clean out port... easy to unblock
- Close coupled to a heavy duty TEFC single or three phase electric drive motor rated to IP56 or option of reliable Yanmar or Kubota diesel or Honda petrol engines
- Carbon graphite/NBR seals with stainless steel fasteners standard, option of Viton or tungsten carbide

Model	CAT number	Motor	Suct/ Del	PSI	Total Head (m)	Capacity (l/m)	Solid Size (mm)	List Price (exc GST)
<b>Stainless Steel</b>								
B2KQ-A/ST/SS	EA7G	2HP single phase 240v	2" x 2"	24	17	490	19	\$4,128
B2KQ-A/ST/SS	EA7E	2HP 3 phase 415v	2" x 2"	24	17	490	19	\$4,128



B2KQ-A/ST/SS ELECTRIC

## ELECTRIC TRANSFER PUMPS

- Heavy duty cast construction
- Big open impeller
- Self primes from 6 metres
- Replaceable suction cover
- Close coupled to a heavy duty TEFC single or three phase electric motor rated to IP56
- Cast iron foot mounting
- Steel base plate standard from 5.5HP up

Model	CAT number	Motor	HP	Suct/ Del	PSI	Total Head (m)	Capacity (l/m)	List Price (exc GST)
<b>Ni Al bronze - Marine Grade ... stainless steel plugs &amp; fasteners</b>								
B2KQ-A/B	EAS8	single phase 240v	2HP	2" x 2"	27	19	480	\$2,627
B2KQ-A/B	EAS9	three phase 415v	2HP	2" x 2"	27	19	480	\$2,627
B2KQ-A/B	EA7V	three phase 415v	3HP	2" x 2"	27	19	480	\$3,404
G2TMK-A/B	EA4R	three phase 415v	3HP	2" x 2"	43	30	400	\$3,516
B3KQ-A/B	EAT1	single phase 240v	3 HP	3" x 3"	23	16	900	\$3,068
B3KQ-A/B	EAT2	three phase 415v	3 HP	3" x 3"	23	16	900	\$3,068
B4KQ-A/B	EALB	three phase 415v	5.5 HP	4" x 4"	21	15	900	\$7,764
B3XR-A/B	EALB	three phase 415v	5.5 HP	3" x 3"	40	28	1300	\$7,074
B3XR-A/B	EALD	three phase 415v	10 HP	3" x 3"	43	30	1550	\$7,973
B4XR-A/B	EAFG	three phase 415v	20HP	4" x 4"	41	29	2400	\$12,365
<b>Stainless Steel - 316 Grade for corrosive applications... Viton seals standard</b>								
B3XR-A/SS	EAD2/EALP	three phase 415v	5.5 HP	3" x 3"	40	28	1300	\$8,839
B3XR-A/SS	EAC6/EALR	three phase 415v	7.5 HP	3" x 3"	41	29	1450	\$9,660
G3TMK-A/SS	EACB/EALV	three phase 415v	7.5HP	3" x 3"	57	40	930	\$10,650
G3TMK-A/SS	EABE/EALZ	three phase 415v	10HP	3" x 3"	67	47	980	\$10,833
G3TMK-A/SS	EACD	three phase 415v	15HP	3" x 3"	78	55	1250	\$12,794



B2KQ-A/B ELECTRIC

## Applications

- Stainless Steel
- Aggressive water pumping
- Sewage handling
- Acid & solvent pumping
- Ag chemical transfer
- Mine tailings dam pump out
- Acid & solvent pumping
- Liquid food waste

**NI AL BRONZE PUMPS NOW AVAILABLE**

Performance curves available at [www.aussiepumps.com.au](http://www.aussiepumps.com.au)



# BRONZE & STAINLESS STEEL ENGINE DRIVE TRANSFER & TRASH PUMPS

Aussie GMP self priming centrifugal pumps are available with close coupled petrol or diesel engine drive for a wide range of applications.

They come in a range of Ni Al bronze or 316 grade stainless steel configurations and are suitable for both high flow and high pressure tasks. We use only top quality Honda petrol engines or Yanmar, Kubota or Hatz air cooled diesel drive units. All engines offered are top quality international brands, sold and supported by a worldwide service network and backed by two year engine manufacturer's warranty.

**FOR FURTHER INFORMATION ON ENGINE DRIVE INDUSTRIAL PUMPS RANGE GO TO... [WWW.AUSSIEPUMPS.COM.AU](http://WWW.AUSSIEPUMPS.COM.AU)**

## BARE SHAFT BRONZE & STAINLESS STEEL TRANSFER PUMPS

Aussie GMP bare shaft transfer pumps are designed for long coupling to electric motors, petrol or diesel engines, hydraulic or PTO drives. This extensive range is available in 1", 2", 3" and 4" in a wide range of models providing excellent high pressure and high flow characteristics.

The pumps offer flows to 2300 litres per minute and heads 50 metres. Pumps will self prime from 6 metres and are available in both Ni Al bronze and 316 grade stainless steel.

- Self primes from 6 metres
- Heavy duty construction
- Replaceable suction port
- Pedestal mounted

Model	CAT number	Req'd HP	RPM	Suct/Del	PSI	Total Head (m)	Capacity (l/m)	List Price (exc GST)
<b>Ni Al bronze - Marine Grade ... stainless steel plugs &amp; fasteners</b>								
B2KQ-A/B W	AS68	4	3600	2" x 2"	44	31	510	\$2,042
B3KQ-A/B W	AS69	7	3600	3" x 3"	37	26	980	\$2,402
B4KQ-A/B W	ASC6	9	3400	4" x 4"	30	21	1950	\$5,867
B3XR-A/B W	ASC3	19	3600	3" x 3"	71	50	2100	\$5,035
B4XR-A/B W	ASDN	22	3000	4" x 4"	45	32	2400	\$7,644
G2TMK-A/B W	ASB9	9	3600	2" x 2"	65	46	440	\$3,303
<b>Stainless Steel - 316 Grade for corrosive applications</b>								
B3XR-A/SS W	ASD1	19	3600	3" x 3"	71	50	2100	\$9,197
B4XR-A/SS W	ASDR	22	3000	4" x 4"	41	29	2270	\$11,859



B2KQA STX  
YANMAR



B3XRA SS  
BARE SHAFT

**NI AL BRONZE PUMPS  
NOW AVAILABLE**

**IDEAL FOR MOBILE APPLICATIONS PROVIDING LOADS OF POWER AND DESIGN FLEXIBILITY**

## NI AL BRONZE HYDRAULIC DRIVE PUMPS

Aussie GMP hydraulic drive transfer pumps feature big open impellers, replaceable suction covers & cast iron foot mount. They can be operated in either closed centre or open centre hydraulic systems.

- Eliminate engines in mobile applications
- Compact design
- Powered by hydraulic lines
- Pedestal mounted
- Dust free closed power system (circuit)
- Includes flanged elbows



**DNV**


**DET NORSKE VERITAS**

Applies to most bronze models

Model	CAT number	RPM	Suct/Del	PSI	Total Head (m)	Capacity (l/m)	Hydraulic Press Req. (psi)	Hydraulic Flow Req. (lpm)
<b>Ni Al bronze - Marine Grade ... stainless steel plugs &amp; fasteners</b>								
B2KQ-A/B	AAT3	3600	2" x 2"	44	31	510	1450	31
B3KQ-A/B	AA3G	3600	3" x 3"	37	26	980	2400	31



G2TMKA B  
BARE SHAFT



B2KQAB  
HYDRAULIC

# Aussie Engine Drive Ag Spray Units ... war on weeds

**POWERED by HONDA™**  
Genuine Honda Engines used on all Aussie Ag Spray pumps... Universal 3 year engine warranty... Proudly supported by Honda MPE in Australia.

Compact, Honda engine powered, high pressure sprayer kit, up to 1 ½ metre self priming with pressures from 20 bar to 50 bar, flows from 8 litres per minute to 153 litres per minute. Diesel drive versions also available with Yanmar or Kohler diesel engines.



ZETA85/GX200

Model	No of diaphr	Flow (l/m)	Pressure	Engine	Regulator	List Price (exc GST)
<b>Petrol powered units...Honda</b>						
ZETA 85/GX200*	3	85	20 bar (284 psi)	Honda 6.5 HP recoil	2-way outlet, gauge, by-pass	\$2,582
KAPPA 43/GX200*	3	44	40 bar (568 psi)	Honda 6.5 HP recoil	2-way outlet, gauge, by-pass	\$2,390
KAPPA 75/GX270*	3	73	40 bar (568 psi)	Honda 9 HP recoil	3-way outlet, gauge, by-pass	\$3,480
KAPPA 125/GX390E	5	125	40 bar (568 psi)	Honda 13 HP electric start	3-way outlet, gauge, by-pass	\$5,122
KAPPA 150/GX620E	4	153	50 bar (710 psi)	Honda 20HP electric start	2-way outlet, gauge, by-pass	\$6,890
<b>Diesel powered units...Yanmar or Kohler</b>						
ZETA 85/L48*	3	85	20 bar (284 psi)	Yanmar 4.8HP recoil	2-way outlet, gauge, by-pass	\$5,195
KAPPA 43/L48*	3	44	40 bar (568 psi)	Yanmar 4.8HP recoil	2-way outlet, gauge, by-pass	\$5,136
KAPPA 75/L100E	3	73	40 bar (568 psi)	Yanmar 10HP electric start	3-way outlet, gauge, by-pass	\$6,782
KAPPA 125/L100E	5	125	40 bar (568 psi)	Yanmar 10HP electric start	3-way outlet, gauge, by-pass	\$7,216
KAPPA 150 KOH	4	153	50 bar (710 psi)	Kohler 23 HP electric start	2-way outlet, gauge, by-pass	\$19,380

\*Electric start options available

## Applications

- Spot spraying
- Sheep jetting
- High pressure transfer
- Misting
- Machinery wash down
- Contract spraying
- Horticulture
- Viticulture

KAPPA75/L100E

**YANMAR**

## Applications

- Spot spraying
- Weed eradication
- Pesticide spraying
- Machine wash down

**Hydraulic drive pump kits available, suit Danfoss OMR & OMT hydraulic motors.**

## M27 SPRAY GUN

- 30 bar (435 psi)
- 300mm

SB279041 **\$84** +GST



## TURBO 400 GUN

- 50 bar (710 psi)
- 400mm

SB26901165 **\$200** +GST



## TURBINE GUN

- 60 bar (852 psi)
- 600mm adjustable jet

SB7901103 **\$293** +GST



**Reels and hose kits also available ... call for details**

## AUSSIE UTE MOUNT SPRAY KITS ... LOW COST COMPLETE SPRAY SYSTEMS

These Ute mounted kits combine the top quality pumps with heavy duty tanks to provide practical spray units.

- Udor diaphragm pump with Honda GX200 engine, saddle mounted on tank
- Double diaphragm design with integrated accumulator
- Internally manifolded design
- Integrated unloader with pressure gauge
- Infinitely variable pressure adjustment
- UV stabilised tanks

### Accessories included

- Turbo 400 adjustable spray gun
- 10 metres 8mm ag spray hose
- Integrated infinitely variable pressure control that enables the operator to vary pressure to suit the job in hand
- Fine mesh suction strainer and suitable suction pipe work



Wombat Maxi

Model	Pump	Flow (l/min)	Tank size (l)	Pressure	Engine	Regulator	List Price (exc GST)
Wombat Maxi	ZETA 85	85	600	20 bar (284 psi)	Honda 6.5 hp recoil	2 way outlet, gauge, by-pass	\$4,898
Wombat	KAPPA 43	44	600	40 bar (568 psi)	Honda 6.5 hp recoil	2 way outlet, gauge, by-pass	\$4,796





# Aussie Hydrostatic Testers to 40 BAR

Aussie's range of hydrostatic testers consist of reliable Udor diaphragm pumps driven by petrol or diesel engines. Electric motor drive is also available. Standard models are available in 20 to 40 BAR configurations.

- High flow pumps to 155 litres per minute
- Reliable Udor pumps standard
- Simple diaphragm design pump
- In line strainers standard
- Double pressure gauge and lock off valve system
- Integrated control system
- Gearbox drive, enclosed
- Heavy duty 4 wheel trolley with pneumatic tyres
- High pressures to 40 BAR

## Applications

- Leak detection in water pipelines
- Hydrostatic testing of boilers
- Hydrostatic testing of pressure vessels
- Oil or gas pipeline testing
- Hydrostatic testing of pumps, valves or fire mains



Non destructive pipe integrity testing



Model	Max Pump Pressure psi	Max Flow rate (lpm)	Engine	Pump (rpm)	Weight (kg)	List Price (exc GST)
<b>Petrol drive...Honda</b>						
KAPPA 43 HTP*	568 (40 BAR)	44	Honda 6.5HP recoil	550	52	\$4,233
KAPPA 75 HTP*	568 (40 BAR)	73	Honda 9HP recoil	550	84	\$5,029
KAPPA 125 HTP*	420 (30 BAR)	125	Honda 13HP recoil	550	94	\$6,317
KAPPA 150 HTP	568 (40 BAR)	155	Honda 20HP electric start	550	160	\$8,480
<b>Diesel drive...Yanmar</b>						
KAPPA 43 D HTP*	420 (30 BAR)	44	Yanmar 4.8HP recoil	550	65	\$5,974
KAPPA 75 D HTP	420 (30 BAR)	73	Yanmar 10HP electric start	550	120	\$8,405
KAPPA 125 D HTP	420 (30 BAR)	125	Kohler 10HP electric start	550	130	\$8,725

\*Electric start options available

**Note:** Pressure and flow figures are expressed as pump maximums. Horsepower limitations may affect pressure/flow combinations.

Battery pack \$180 extra on electric start models if required.



KAPPA 150 GX620HTP

## AUSSIE HYDROSTATIC TESTERS TO 500 BAR

Super high pressure hydrostatic testers driven by Honda petrol & Yanmar or Kohler diesel engines.

- Bertolini "Big Bertie" piston pumps
- Super high pressures to 500 BAR (7,300 psi)
- Big flows to 20 lpm
- Simple piston pump design
- Double pressure gauge with lock off valve
- Integrated control valve
- Gear box drive

Model	Pump Pressure	Flow rate (lpm)	Engine	Pump (rpm)	Weight (kg)	List Price (exc GST)
<b>Petrol drive...Honda</b>						
Scud 350 HTP*	3000 (200 BAR)	15	Honda 13HP recoil	1450	90	\$4,578
Scud 400 HTP*	4000 (270 BAR)	13	Honda 13HP recoil	1450	90	\$4,999
Predator Plus HTP	5,000 (350 BAR)	21	Honda 28HP electric start	1450	120	\$10,029
Raptor 12 HTP	7,300 (500 BAR)	12	Honda 23HP electric start	1450	123	\$13,264
Raptor 16 HTP	7,300 (500 BAR)	16	Honda 28HP electric start	1450	128	\$13,264
<b>Diesel drive...Yanmar or Kohler</b>						
AB20 D HTP*	2,000 (140 BAR)	12.5	Yanmar 4.8HP recoil	3200	70	\$6,094
Scud 350 D HTP	3,000 (200 BAR)	15	Yanmar 10HP electric start	1450	115	\$7,958
Scud 400 D HTP	4,000 (250 BAR)	13	Yanmar 10HP electric start	1450	115	\$8,240
Predator Plus D HTP	5,000 (350 BAR)	21	Kohler 23HP electric start	1450	252	\$16,760
Raptor D HTP 12	7,300 (500 BAR)	12	Kohler 18HP electric start	1450	220	\$17,360
Raptor D HTP 16	7,300 (500 BAR)	16	Kohler 23HP electric start	1450	252	\$19,760

\*Electric start options available



**POWERED by**  
**YANMAR HONDA**



Battery pack \$180 extra on electric start models if required.

**ELECTRIC DRIVE  
HYDROSTATIC TESTERS  
AVAILABLE ON REQUEST**



SCUD 400 HTP

**POWERED by HONDA**  
Genuine Honda Engines used on all Aussie Hydrostatic test pumps... Universal 3 year engine warranty... Proudly supported by Honda MPE in Australia.

# Tsurumi dewatering pumps... Japan's finest

Tsurumi's Kyoto Plant is the world's most modern submersible pump manufacturing plant with a total manufacturing capacity of over one million units per year.

## HS SERIES – WITH SHAFT MOUNTED AGITATOR

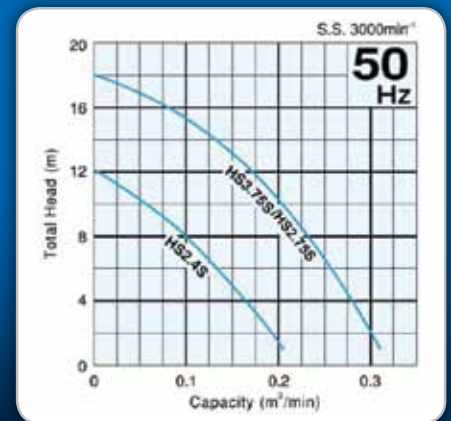
Durable sand pumps with 2" or 3" discharge. Both designed to pump sand, compressible solids and debris with minimal wear and clogging.

- Built-in shaft mounted agitator suspends solids
- Urethane semi vortex impeller for maximum durability and pump performance
- Double inside mechanical seal with silicon carbide faces provides longest operational life
- Oil lifter provides lubrication of the seal faces even at low oil levels
- V-ring seal design protects mechanical seal from abrasive particles
- Vertical discharge coupling
- Automatic version (HSZ), float switch controls operation, reducing running costs



**FROM  
\$442  
EXC GST**

Discharge Bore (mm)	Model	Motor Output (kW)	Rated Current (A)	Phase	Head max. (m)	Capacity max. (l/min)	Dry Weight (kg)	Max. Solid Handling (mm)	Cable Length (m)
50	HS2.4S	0.4	2.6	single	12.2	207	11.3	7	10
50	HS2.75S	0.75	4.6	single	18	300	18.2	7	10
80	HS3.75S	0.75	4.6	single	18	300	19.0	7	10
50	HS2.4S	0.4	2.6	single	12.2	207	11.3	7	10
50	HS2.75S	0.75	4.6	single	18	300	18.2	7	10
80	HS3.75S	0.75	4.6	single	18	300	19.0	7	10



## LSC SERIES RESIDUE DEWATERING

Original residue dewatering pump, able to pump down to the floor. Complete drainage of flat surfaces where a sump is not available.

- Prime pump through discharge outlet for start up at any water level
- Internal check valve holds prime and prohibits back flow through pump when stopped
- Urethane, semi vortex impeller and wear plates for maximum durability

Discharge Bore (mm)	Model	Motor Output (kW)	Rated Current (A)	Phase	Head max. (m)	Capacity max. (l/min)	Dry Weight (kg)	Max. Solid Handling (mm)	Cable Length (m)
25	LSC1.4S	0.48	6.2	single	11	170	12	6	10

**\$768  
EXC GST**

**TSURUMI PUMP  
3year  
pump warranty**

LSC1.4S



## LB SERIES... COMPACT & LIGHTWEIGHT

With a slim, robust design this dewatering pump is ideal for tight installations.

- Flow through design cools pump even at low water levels
- Top discharge ... pump fits into an 8" casing
- Automatic option with timer function for extra efficiency
- Single phase, 2 pole motors
- Semi vortex impeller
- Multidirectional hose coupling

**FROM  
\$565  
EXC GST**

**TSURUMI PUMP**

**TSURUMI PUMP  
3year  
pump warranty**

LB-480

Discharge Bore (mm)	Model	Motor Output (kW)	Rated Current (A)	Head max. (m)	Capacity max. (l/min)	Starting Method	Dry Weight (kg)	Max. Solid Handling (mm)	Max. Water Depth (m)	Cable Length (m)	Automatic option (LB-A)
50	LB-480	0.48	2.9	11	225	capacitor	10.4	6	20	10	✓
50	LB-800	0.75	5	15	310	capacitor	13.2	6	20	10	✓
50	LB-1500	1.5	15.4	17.5	420	capacitor	33.0	6	50	10	





## KTZ SERIES – CAST IRON DEWATERING PUMPS

These cast iron pumps are designed to withstand the most demanding conditions found in the construction, aggregate and mining markets.

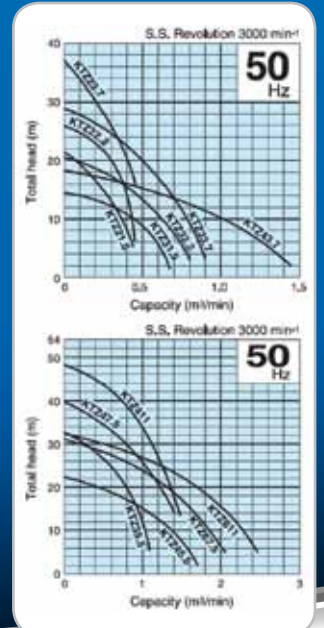
Easily converts between high head and high volume performance with a simple change of impeller and wear plate. Wide range of sizes for any job.

- Circle thermal motor protector, protects against overheating, over amperage and dry running
- Anti-wicking block that prevents water incursion from cable
- Oil lifter lubricates seal faces even when oil level low
- Double inside mechanical seal with silicon carbide faces
- Lip seal protector that protects mechanical seal from abrasion
- High chrome iron semi-open impeller, resists wear
- Field adjustable/replaceable, ductile iron wear plate



FROM  
**\$1,329**  
EXC GST

Discharge Bore (mm)	Model	Motor Output (kW)	Rated Current (A)	Phase	Head max. (m)	Capacity max. (l/min)	Starting Method	Dry Weight (kg)	Max. Solid Handling (mm)	Max. Water Depth (m)	Cable Length (m)
50	KTZ21.5	1.5	3.5	3-phase	21.5	430	d.o.l.	30	8.5	50	8
80	KTZ31.5	1.5	3.5	3-phase	14.4	670	d.o.l.	30	8.5	50	8
50	KTZ22.2	2.2	5	3-phase	26	500	d.o.l.	34	8.5	50	8
80	KTZ32.2	2.2	5	3-phase	20.4	800	d.o.l.	34	8.5	50	8
50	KTZ23.7	3.7	7.7	3-phase	36.5	450	d.o.l.	63	8.5	50	8
80	KTZ33.7	3.7	7.7	3-phase	29	900	d.o.l.	63	8.5	50	8
100	KTZ43.7	3.7	7.7	3-phase	18	1440	d.o.l.	63	8.5	50	8
80	KTZ35.5	5.5	11.4	3-phase	32	1100	d.o.l.	82	10	50	8
100	KTZ45.5	5.5	11.4	3-phase	22.5	1750	d.o.l.	82	10	50	8
100	KTZ47.5	7.5	15	3-phase	40	1400	d.o.l.	105	10	50	8
150	KTZ67.5	7.5	15	3-phase	31	2040	d.o.l.	107	10	50	8
100	KTZ411	11	22	3-phase	48.5	1440	d.o.l.	133	10	50	8
150	KTZ611	11	22	3-phase	32.5	2440	d.o.l.	136	10	50	8



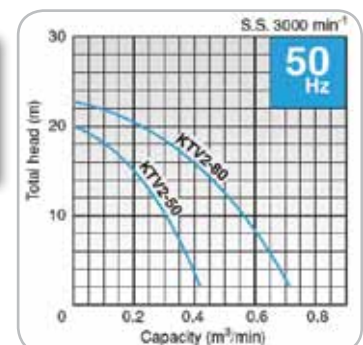
## KTV SLURRY SERIES – COMPACT & PORTABLE

Constructed of die-cast aluminium and synthetic rubber, this pump is lightweight and portable. A shaft mounted agitator allows for smooth suction of sand and compressible solid laden liquid.

- Top discharge provides maximum motor cooling efficiency allowing continuous duty operation at low water levels
- Semi-vortex impeller minimizes impeller blockages
- Anti-wicking block that prevents water incursion due to capillary wicking should the power cable be damaged or the end submerged
- Oil lifter lubricates seal faces even when oil level low and extends seal life by ten times
- Double inside mechanical seal with silicon carbide faces. Provides the longest operational life of any seal available
- Lip Seal Protector that protects mechanical seal from abrasive particles



Discharge Bore (mm)	Model	Motor Output (kW)	Rated Current (A)	Phase	Head max. (m)	Capacity max. (l/min)	Starting Method	Dry Weight (kg)	Max. Solid Handling (mm)	Max. Water Depth (m)	Cable Length (m)
50	KTV2-50	2	3.8	3-phase	20	420	d.o.l.	25.0	10	50	8
80	KTV2-80	3	6.1	3-phase	22.5	720	d.o.l.	38.0	10	50	8



FROM  
**\$2,293**  
EXC GST

**TSURUMI PUMP**  
**3year**  
pump warranty



For the full range to Tsurumi dewatering pumps available check online or call Aussie ... 02 8865 3500

# TSURUMI INDUSTRIAL PUMPS... JAPAN'S FINEST

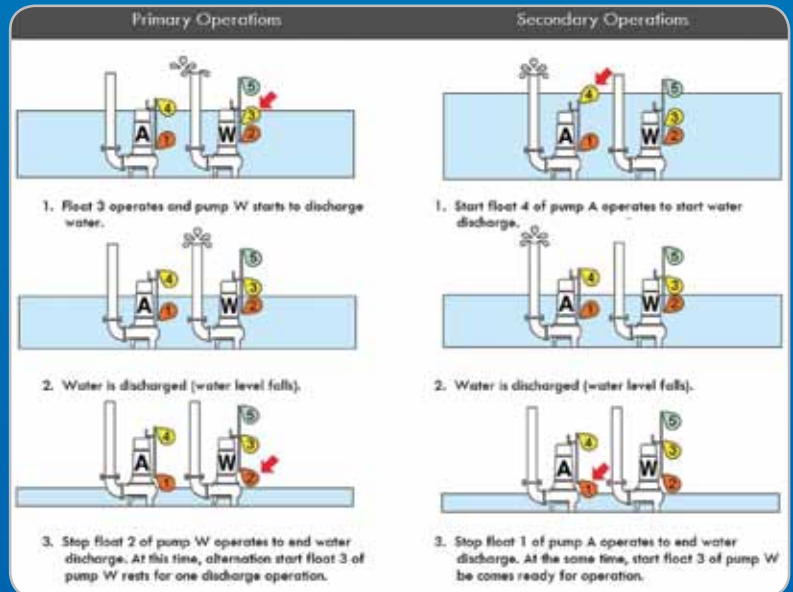
## VANCS SERIES PUMPS

The VANCS SERIES Tsurumi submersible pump is designed for handling raw sewage, wastewater, and industrial and commercial sump pump applications.

### AUTO DUPLEXING - MADE SIMPLE

The auto-alternating model is used along with an automatic model. The combined use of these two pumps enables each pump to operate alternately without control panel.

Operation is enabled by merely connecting the power supply and adjusting float level.



PU (0.75kW)

PUA (0.75kW)

PUW (0.75kW)

## PU SERIES - VORTEX IMPELLER, FOR SEWAGE

### FEATURES

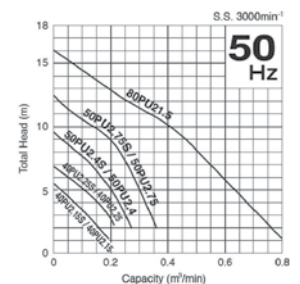
- 304 stainless steel
- FRP resin moulded parts
- Semi-vortex impeller design (passes compressible solids in suspension)

### APPLICATIONS

- Residential, commercial, industrial sewage, effluent, wastewater and site drainage
- Chemical spill containment
- Decorative waterfalls, fountains and fish ponds
- Raw water supply from rivers or lakes
- Anywhere your sump pump is subject to rust or corrosion, VANCS is the answer

Discharge Bore (mm)	Model	Motor Output (kW)	Phase	Head max. (m)	Capacity max. (l/min)	Starting Method	Dry Weight (kg)	Max. Solid Handling (mm)	Cable Length (m)	Auto option (1 float) PUZ	Auto option (2 float) PUA	Auto option (3 float) PUW
40	40PU2.15S	0.15	single	5.5	200	Capacitor	6.1	35	10		✓	✓
40	40PU2.15	0.15	3-phase	5.5	200	D.O.L.	5.6	35	6		✓	✓
40	40PU2.25S	0.25	single	6.5	210	Capacitor	7.1	35	10	✓	✓	✓
40	40PU2.25	0.25	3-phase	6.5	210	D.O.L.	7.1	35	6		✓	✓
40	40PU2.4S	0.4	single	9.5	270	Capacitor	7.1	35	10		✓	✓
50	50PU2.25	0.25	3-phase	6.6	210	d.o.l.	6.6	35	6			
50	50PU2.4S	0.4	single	9.6	270	condenser	7.1	35	10	✓	✓	
50	50PU2.4	0.4	3-phase	9.6	270	d.o.l.	7	35	6		✓	✓
50	50PU2.75S	0.75	single	12.5	360	condenser	8.9	35	10	✓	✓	
50	50PU2.75	0.75	3-phase	12.5	360	d.o.l.	8.3	35	6		✓	✓
80	80PU21.5	1.5	3-phase	16	800	d.o.l.	15.8	46	6		✓	✓

FROM  
**\$395**  
EXC GST



## TM SERIES - VORTEX IMPELLER, FOR SALT WATER APPLICATIONS


### FEATURES

- Titanium
- FRP resin moulded parts
- Vortex impeller design

### APPLICATIONS

- Salt wastewater and site drainage.
- Chemical spill containment.
- Decorative waterfalls, salt water, fountains and fish ponds.
- Bilge pumps.
- Salt water aquaculture.
- Anywhere your sump pump is subject to rust or corrosion, VANCS is the answer.

Discharge Bore (mm)	Model	Motor Output (kW)	Phase	Head max. (m)	Capacity max. (l/min)	Starting Method	Dry Weight (kg)	Cable Length (m)	Auto option (2 float) TMA
40	40TM2.25S	0.25	single	9	240	condenser	6.7	10	✓
40	40TM2.25	0.25	3-phase	9	240	d.o.l.	5.7	6	✓
50	50TM2.4S	0.4	single	12	290	condenser	6.7	10	✓
50	50TM2.4	0.4	3-phase	12	300	d.o.l.	6.6	6	✓
50	50TM2.75	0.75	3-phase	15	350	d.o.l.	7.8	6	✓



FROM  
**\$1,545**  
EXC GST



# TSURUMI INDUSTRIAL PUMPS

## B SERIES - CHANNEL IMPELLER

The B SERIES is the base model for the Tsurumi range of submersible sewage pumps, and can be used for a wide range of applications. A channel impeller prevents internal clogging and enables the pump to efficiently transfer sewage and wastewater containing solid matter.

Suitable for free-standing, guide rail installations & dry pit designs.

Discharge Bore (mm)	Model	Motor Output (kW)	Phase	Head max. (m)	Capacity max. (l/min)	Starting Method	Dry Weight (kg)	Max. Solid Handling (mm)	Cable Length (m)	Auto option (2 float) BA	Auto option (3 float) BW
50	50B2.4	0.4	3-phase	9	260	d.o.l.	23	19	6		
50	50B2.75	0.75	3-phase	12	435	d.o.l.	25	20	5		
50	50B2.75S	0.75	single	15.2	360	capacitor	32	20	6	✓	
50	50B2.75H	0.75	3-phase	15.2	360	d.o.l.	24	20	6		
80	80B21.5	1.5	3-phase	16.8	1000	d.o.l.	36	40	6	✓	✓
100	100B42.2	2.2	3-phase	16	1500	d.o.l.	70	45	6	✓	✓
100	100B43.7	3.7	3-phase	16.4	2000	d.o.l.	86	53	6	✓	✓
100	100B43.7H	3.7	3-phase	20	1180	d.o.l.	84	35	6		
100	100B45.5	5.5	3-phase	26	2080	d.o.l.	147	40	8		
100	100B47.5	7.5	3-phase	29.7	2260	d.o.l.	169	40	8		

Contact Aussie for details on pumps from 150mm to 800mm

## C SERIES - CHANNEL IMPELLER WITH CUTTER

The C SERIES CUTTER Tsurumi submersible pump incorporates a channel impeller with cutter mechanism. A sintered tungsten carbide alloy tip is brazed on the impeller vane and rotates on the serrated part of the suction cover. This mechanism cuts fibrous matter that flows into the pump.

Suitable for free-standing, guide rail installations & dry pit designs.

Discharge Bore (mm)	Model	Motor Output (kW)	Phase	Head max. (m)	Capacity max. (l/min)	Starting Method	Dry Weight (kg)	Max. Solid Handling (mm)	Cable Length (m)	Auto option (2 float) CA	Auto option (3 float) CW
50	50C2.75S	0.75	single	11.5	335	capacitor	32	21	5	✓	
50	50C2.75	0.75	3-phase	11.5	335	d.o.l.	24	21	6	✓	✓
80	80C21.5	1.5	3-phase	13.2	810	d.o.l.	36	37	6	✓	✓
80	80C22.2-CR	2.2	3-phase	21	750	d.o.l.	70	22x31	6		
80	80C23.7-CR	3.7	3-phase	29	650	d.o.l.	70	22x31	6		
80	80C25.5-CR	5.5	3-phase	32	1340	d.o.l.	125	29x23	6		
80	80C27.5-CR	7.5	3-phase	38	1000	d.o.l.	130	26x25	6		
80	80C211-CR	11	3-phase	47	1200	d.o.l.	156	26x27	6		
100	100C42.2	2.2	3-phase	13.5	1100	d.o.l.	70	44	6		
100	100C43.7	3.7	3-phase	16	1700	d.o.l.	86	60	6		
100	100C45.5	5.5	3-phase	18.1	2290	d.o.l.	140	40	6		
100	100C47.5	7.5	3-phase	23	2500	d.o.l.	159	40	8		
100	100C411	11	3-phase	26	2750	Star-Delta.	184	50	8		

## SFQ SERIES - 316 STAINLESS STEEL CORROSION RESISTANT PUMPS SEMI OPEN IMPELLER

The SFQ-series is made of austenitic cast 316 stainless steel, ideal for draining corrosive liquid in chemical plants or other industrial plants. The pump is highly specialised in terms of design and materials.



SFQ



50TRN417

## TRN SUBMERSIBLE AERATOR

The TRN is designed for very high oxygen transfer efficiency and to mix entrained solids

- Non-clog impellers
- 0.75kW to 40kW motors
- Powerful stirring and mixing capabilities for convectional circulation
- Compact shape and design
- Self aspiration of oxygen eliminates need for compressed air

For the full range of Tsurumi Sewage pumps & waste water treatment equipment check online or call Aussie ... 02 8865 3500

Phone for your nearest stockist **02 8865 3500** or visit our website **www.aussiepumps.com.au**

# AUSSIE PUMPS CLEANING EQUIPMENT

**COLD WATER BLASTERS**

**HIGHER PRESSURE MEANS YOU SAVE WATER**

**LIGHT COMMERCIAL**

**TRADIES CHOICE**



**ONLY  
\$889  
+GST**

ABCOUGAR MKII

## AUSSIE COUGAR

- Compact & economical
- **Honda** GC160 5HP engine
- 2,750 psi (EWP 4125 psi with turbo)
- 9 lpm flow
- Axial pump
- Nozzle size 030

ABCOUGAR MKII **\$889 +GST**



**VALUE  
PACKED**

AB22CA

## AUSSIE 2,000 PSI BLASTER

- **Honda** GX200 6.5HP engine with 3 year warranty
- 2,150 psi (EWP 3400 psi with turbo)
- 12 lpm flow
- CAT triplex pump
- Nozzle size 035

AB22CA ~~\$1,784~~ +GST  
**NOW \$1,408 +GST**



AB32G

## AUSSIE 3,000 PSI BLASTER

- **Honda** GX270 9HP engine with 3 year warranty
- 3,000 psi (EWP 4785 psi with turbo)
- 12 lpm flow
- Triplex pump
- Nozzle size 035

AB32G **\$2,260 +GST**



AB42G/GX390

## AUSSIE 4,000 PSI BLASTER

- **Honda** GX390 13HP engine with 3 year warranty
- 4,000 psi (EWP 6485 psi with turbo)
- 12 lpm flow
- Triplex pump
- Nozzle size 030

AB42G/GX390  
**\$2,486 +GST**

## NEW AUSSIE SCUD CADETS... PREMIUM BLASTERS

### AUSSIE 2,000 PSI BLASTER

- **Honda** GX200 6.5HP engine with 3 year warranty
- Bertolini triplex pump with 3 year warranty
- 2,000 psi (EWP 3400 psi with turbo)
- 12 lpm flow, 8m R2 hose, pro gun & vario lance
- Scud style gal frame (registered design)
- Nozzle size 035 (for sizing turbo only)

ABSC20/GX200 **\$1,988 +GST**

Hose reel mounting bar AHRSC20 **\$126 +GST**

Diesel drive version **Yanmar** 4.8HP

ABSC20/L48 : **\$4,882 +GST**

- Yanmar electric start version also available



POWERED by  
**HONDA**

POWERED by  
**HONDA**

Genuine Honda Engines used on all Aussie GX Series blasters... Universal 3 year engine warranty... Proudly supported by Honda MPE in Australia.

### AUSSIE 4,000 PSI BLASTER

- **Honda** GX390 13HP engine with 3 year warranty
- Bertolini triplex pump with 3 year warranty
- 4,000 psi (EWP 6485 psi with turbo)
- 13 lpm flow, 10m R2 hose, pro gun, dual lance
- Nozzle size 030
- Scud style gal frame (registered design)

ABSC40/GX390 : **\$3,260 +GST**

Hose reel mounting bar AHRSC40 **\$126 +GST**



ABSC40/GX390

**YANMAR**



## AUSSIE ACCESSORIES... MAKING LIGHT WORK OF CLEANING CHORES

**REACH FURTHER**

Aussie 3,500 psi Tele-Wand... extend your reach to 5.5m. Ideal for reaching eaves and washing windows

Includes **FREE** harness kit

**\$275 +GST**

Stock code AGPDFLTG18

**AUSSIE SPINNER CLEAN FLAT SURFACES FAST**

4,000 psi

**\$999 +GST**

Stock code AGPDFSC20

**EASY FIT SAFER & SMARTER**

Aussie 4,000 psi hose reel with 30m double braid HP hose, whip hose & mounting plate

**\$693 +GST**

Stock code ADHR40100

'EWP' ... calculated effective working pressure when used with turbo lance fitted.



# NEW AUSSIE SCUDS... THE NEXT GEN OF HP BLASTERS

DESIGNED & BUILT WITHOUT COMPROMISE...HEAVY DUTY ENGINE  
DRIVE FOR CLEANING CONTRACTORS & INDUSTRIAL USERS

- Genuine Honda engines with three year engine warranty
- Heavy duty Bertolini triplex pump with 3 year warranty
- NEW ergonomic design gal steel frame ...easy to manoeuvre
- Stainless steel frame option available as shown
- 10 metres Aussie R2 wire braided hose, 4,000 psi gun & s/s steel double lance with high/low pressure nozzles
- Optional hose reel mounting bar for easy fit hose reel ...

AHRSC350 \$123 +GST



## Applications

- Contract cleaning
- Construction
- Mine site cleaning
- Machinery wash down
- Graffiti removal

(note: stainless steel frame option shown, with optional hose reel mounting bar)



POWERED by  
**HONDA**



**YANMAR**



'Aussie Mine Spec' options available poa

	PETROL				DIESEL		
Model	Scud 350	Scud 351	Scud 400	Ultra G	Scud 350 YDE	Scud 400 YDE	Scud Ultra KDE
Stock code	ABBSC350/ GX390(E)	ABBSC351/ GX390(E)	ABBSC400/ GX390(E)	ABBSCULTRA/ GX630G	ABBSC350/ L100E	ABBSC400/ L100E	ABBSCULTRA/ KDE
Pump pressure (psi)	3000 (200 BAR)	2500 (170 BAR)	4000 (270 BAR)	4000 (270 BAR)	3000 (200 BAR)	4000 (270 BAR)	4000 (270 BAR)
Pump Model	TTL1520	TTL2120	TTL1330	KTV3021	TTL1520	TTL1330	KTV3021
EWP (with turbo)	4785	4000	6485	6485	4785	6485	6485
Flow rate (lpm)	15	21	13	21	15	13	21
Engine	Honda 13HP Recoil or Electric start	Honda 13HP Recoil or Electric start	Honda 13HP Recoil or Electric start	Honda 23HP Electric Start	Yanmar 10HP Electric Start	Yanmar 10HP Electric Start	Kohler 18HP Electric Start
Pump rpm	1450	1450	1450	1450	1450	1450	1450
Nozzle size	045	065	035	055	045	030	055
Weight (Kg)	90	90	90	110	115	155	120
Boxed Dimensions L x W x H (mm)	1000 x 800 x 800	1000 x 800 x 800	1000 x 800 x 800	1100 x 900 x 1100	1000 x 800 x 800	1000 x 800 x 800	1100 x 900 x 1100
List price recoil ex GST	<del>\$3,980</del> NOW \$3,271	\$4,160	<del>\$4,371</del> NOW \$3,980	-	-	-	-
List price electric start version (E) ex GST	\$4,120	\$4,420	<del>\$4,782</del> NOW \$4,535	<del>\$6,482</del> NOW \$5,492	<del>\$6,998</del> NOW \$6,254	\$7,398	\$13,104

**AUSSIE TURBO MASTER**

**MORE BITE**

From **\$98 +GST**  
See page 33

turbo lance...increase the effective working pressure of your blaster without loading the pump

**AUSSIE GRIT BLAST KIT**

**REMOVE PAINT & RUST WITH EASE**

From **\$239 +GST** See page 35

**\$2,378 +GST**

**Aussie drain cleaning kit  
CLEAR DRAINS FAST**

Includes Aussie Viper Mini reel, 60m 3/16" Armadillo Bluflex sewer hose, Aussie drain cleaner nozzle box

**Aussie Viper Mini reel**

'EWP' ... calculated effective working pressure when used with turbo lance fitted.

## 5,000 & 7,000 PSI AUSSIE HYDRO-BLASTERS

Industrial electric, petrol and diesel powered hydro-blasters made for the toughest cleaning applications including paint stripping, rust removal and hydro demolition.

- Heavy duty triplex pump with brass head and stainless steel valves
- Fully galvanised steel frame with 4 pneumatic tyred wheels
- Thermal dump valve, protection against overheating
- 10 metres of heavy duty wire braided high pressure hose with quick coupler
- Pro gun and single lance with high pressure nozzle.

### Applications

- Heavy duty cleaning applications such as;
- Machinery wash down
  - Mine site cleaning
  - Service station cleaning
  - Off shore oil rig applications
  - Refinery shut down cleaning

**NEW  
RAPTOR  
18 & 24  
COMING  
IN 2012**

ABRAPTOR/KOH

**CONVENIENT  
ELECTRIC DRIVE**



ABHURRICANESC

ABPREDATORPLUS

ELECTRIC			
Model	Hurricane	Raptor 12	Raptor 16
Stock code	ABHURRICANESC	ABRAPTOR/12EMOT	ABRAPTOR/16EMOT
Pump pressure (psi)	<b>5000 (350 BAR)</b>	<b>7300 (500 BAR)</b>	<b>7300 (500 BAR)</b>
Pump Model	RAL2035	GHC12/50S	GHC16/50S
EWP (with turbo)	8500	12000	12000
Flow rate (lpm)	<b>20</b>	<b>12</b>	<b>16</b>
Motor	17HP 12.5kW	17HP 12.5kW	20HP 15kW
Pump rpm	1450	1450	1450
Nozzle size	040	020	025
Weight (Kg)	120	120	120
Boxed Dimensions L x W x H (mm)	1000 x 720 x 820	1000 x 720 x 820	1000 x 720 x 820
List price ex GST	<b>\$8,964</b>	<b>\$13,570</b>	<b>\$15,480</b>

PETROL				DIESEL			
Model	Predator Plus	Raptor 12	Raptor 16	Predator KDE	Predator Plus KDE	Raptor KDE 12	Raptor KDE 16
Stock code	ABPREDATOR PLUS	ABRAPTORSC GX690	ABRAPTORSC/ VAN	ABPREDATOR/ KOH	ABPREDATORP/ KOH	ABRAPTOR12/ KOH	ABRAPTOR16/ KOH
Pump pressure (psi)	<b>5000 (350 BAR)</b>	<b>7300 (500 BAR)</b>	<b>7300 (500 BAR)</b>	<b>5000 (350 BAR)</b>	<b>5000 (350 BAR)</b>	<b>7300 (500 BAR)</b>	<b>7300 (500 BAR)</b>
Pump Model	RAL2035	GHC12/50S	GHC16/50S	RAL2035	RAL2535	GHC12/50S	GHC16/50S
EWP (with turbo)	8500	12000	12000	8500	8500	12000	12000
Flow rate (lpm)	<b>20</b>	<b>12</b>	<b>16</b>	<b>20</b>	<b>25</b>	<b>12</b>	<b>16</b>
Engine	Honda 28HP electric start	Honda 28HP electric start	Vanguard 31HP electric start	Kohler 18HP electric start	Kohler 23HP electric start	Kohler 18HP electric start	Kohler 23HP electric start
Pump rpm	1450	1450	1450	1450	1450	1450	1450
Nozzle size	045	020	025	045	055	020	025
Weight (Kg)	120	123	128	220	250	220	250
Boxed Dimensions L x W x H (mm)	1100 X 900 X 1130	1250 x 1200 x 1500	1250 x 1200 x 1500	TBA	1250 x 1200 x 1500	TBA	1250 x 1200 x 1500
List price ex GST	<b>\$9,187</b>	<b>\$10,104</b>	<b>\$11,976</b>	<b>\$13,980</b>	<b>\$16,380</b>	<b>\$16,980</b>	<b>\$19,380</b>

'Aussie Mine Spec' options available poa

### 500 Bar Accessories...lighten the load



#### RL84 SPRAY GUN

- 500 BAR (7,300 psi)
  - 80 lpm, 100°C
  - inlet/outlet 1/2" BSP F, 1/2" BSP F
- MPA30540000 **\$395** +GST



#### SHOULDER REST

300mm, suits RL84  
MPA30501921 **\$47** +GST



#### GRIT BLAST KIT

TPS 450 (500 BAR, 7,300 psi), c/w probe, plastic hose, lance gun, nozzle & nipple for quick coupling  
TPS450/- \_GLK (insert nozzle size required) **\$1,195** +GST

#### SINGLE S/S LANCE WITH NOZZLE HOLDER

suits RL84  
Performance: 500 bar, 7,250psi, 200 lpm, 43°C,  
Inlet/outlet: 1/2" BSP M, 1/4"NPT F  
**800mm**  
MPA30500080 **\$235** +GST  
**1250mm**  
MPA30500092 **\$369** +GST

#### TURBO MASTER 500 BAR (5,000 PSI) TURBO KIT

includes turbo, lance, gun, nozzle & nipple for quick coupling to hose  
CTN500- \_ \_ \_GLK (insert nozzle size required)  
**\$1,798** +GST



**AUSSIE SAFETY TRAINING...** Aussie run essential operator safety awareness courses to train operators in the safe use of our class B hydro-blasters.  
**Become an accredited Aussie hydro-blaster operator. Call for details.**

600 BAR accessories also available ... call for details.



# AUSSIE ELECTRIC DRIVE HIGH PRESSURE CLEANERS

## AUSSIE CONCEPT F140

At 29 kilos this machine is the heavyweight of domestic style pressure cleaners. Suitable for lighter clean up tasks, it's cost effective and reliable.

- Big 9 litres per minute flow
- 2,000 psi pressure... real power
- 3,000 psi effective working pressure with Aussie Turbo Master turbo lance
- Aussie Turbo Master turbo lance **FREE**
- Heavy duty, high density polypropylene chassis
- 2.2kW induction motor with thermal protection
- Pro gun, vario lance & wire braid professional HP hose
- Brass pump with stainless steel pistons
- Integrated detergent injection & 5L detergent tank
- Weighs in at 29 kilos, a real heavyweight!
- Total Stop protection
- Easy start valve
- Heavy duty trolley

**BIG WATER  
SAVINGS ON  
CLEAN UP TASKS**

**now  
\$907  
+GST**

### Applications

- Clean up around the home
- Car washing
- Patio cleaning
- Washing down gutters

F140

## AUSSIE MONSOON SERIES... COMMERCIAL MACHINES FOR PROFESSIONAL USERS

### MONSOON 100 & 140 COMMERCIAL BLASTERS

Single phase, 4 pole slow speed motor, rated to IP56, with thermal protection. Bertolini triplex pump with three year warranty.

#### MONSOON 100

- 1,500 psi, 11 lpm flow (EWP 2600 psi with turbo)
  - 2.2kW slow speed motor
  - Pro gun & vario lance
- ABMONSC100 ~~\$1,848~~ +GST  
**NOW \$1,698** +GST

#### MONSOON 140

- 2000 psi, 9 lpm flow (EWP 3400 psi with turbo)
  - 2.2kW slow speed motor
  - Pro gun & vario lance
- ABMONSC140 ~~\$1,915~~ +GST



MONSOON 100

### Applications

- Schools
- Automotive/Car Yards/Car Detailers
- Agriculture
- Construction
- Concrete and Machinery cleaning
- Transport
- Council Depots
- Light industrial

**IDEAL FOR  
WORKSHOPS**



### MONSOON THREE PHASE INDUSTRIAL BLASTERS

Professional 415 volt cold water high pressure cleaning machines suitable for any cleaning task. Using 1450 rpm slow speed Bertolini pumps and four pole IP56 heavy duty induction motors, these units are designed for long continuous operation.

- Heavy duty Bertolini triplex pump with 3 year pump warranty
- Heavy duty on-off switch with protection against overload
- Fully galvanised Scud style steel frame with 4 pneumatic tyred wheels
- Thermal dump valve, protection against overheating
- 10 metres of heavy duty wire braided high pressure hose with quick coupler
- Pro gun and stainless steel double lance with high/low pressure nozzles.
- Optional hose reel mounting bar for easy fit hose reel AHRSC300 **\$123** +GST

MONSOON 300 MAXI



**CONVENIENT  
ELECTRIC DRIVE**

**STAINLESS STEEL FRAME  
& SS HOSE REEL OPTION**

### Applications

- Feed lots
- Piggeries
- Ship yards
- Large farm machinery
- Industrial/ factories applications
- Council depots
- Food plants
- Heavy industries

Model	Monsoon Scud 200	Monsoon Scud 300	Monsoon Scud 300 Maxi	Monsoon Scud 400	Monsoon Scud 400 Maxi
Stock code	ABMONSC200	ABMONSC300	ABMONSC300M	ABMONSC400	ABMONSC400M
Pump pressure (psi)	3000 (200 BAR)	3000 (200 BAR)	3000 (200 BAR)	4000 (275 BAR)	4000 (275 BAR)
Pump Model	TTL1520	TTL2120	KKV2028	KTV3015	KTV3021
EWP (with turbo)	4785	4785	4785	6400	6400
Flow rate (lpm)	15	21	28	15	21
Motor	7.5HP 5.5kW	10HP 7.5kW	15HP 10kW	10HP 7.5kW	15HP 10kW
Pump rpm	1450	1450	1450	1450	1450
Weight (Kg)	70	80	105	82	105
Nozzle size	045	065	055	035	055
Boxed Dimensions L x W x H (mm)	650 x 530 x 750	1000 x 720 x 820	1000 x 720 x 820	1000 x 720 x 820	1000 x 720 x 820
List price ex GST	\$3,072	\$3,848	\$6,842	\$5,103	\$6,842

Full range of time saving accessories pages 32 - 37

'EWP' ... calculated effective working pressure when used with turbo lance fitted.

# CLEAN WITH STEAM

## AUSSIE STELLA SIMPLE & ROBUST ELECTRIC STEAM CLEANERS

Ideal for commercial applications that need steam to remove oil & grease or to sanitise. Simple to use and easy to service this steam cleaner is changing the market's perception of what a steam cleaner should be.

### STELLA 100

- 1,500 psi (EWP 2600 psi with turbo)
- 2.2kW (3HP) single phase slow speed 4 pole motor
- 11 lpm flow, 110°C
- Bertolini triplex pump
- Total Stop auto shutdown
- User friendly controls
- Pro gun, single lance with 5 quick tip nozzles
- Nozzle size 045

STELLA100/TS **\$4,910 +GST**

#### stainless steel coil option

STELLA100TS/SS **\$6,116 +GST**

### STELLA 200

- 3,000 psi (EWP 4785 psi with turbo)
- 5.5kW (7.5HP) three phase slow speed 4 pole motor
- 15 lpm flow, 110°C
- Bertolini triplex pump
- Total Stop auto shutdown
- User friendly controls
- Pro gun, single lance with 5 quick tip nozzles
- Nozzle size 045

STELLA200/TS **\$6,498 +GST**

#### stainless steel coil option

STELLA200TS/SS **\$7,704 +GST**



STELLA

### Applications

- Truck & bus wash down
- Hire Industry
- Automotive/Car Yards/Car Detailers
- Farm use and factories use
- Sanitising equipment & areas
- Weed eradication without the need for harmful chemicals
- Concrete and Machinery cleaning
- Council Depots

## AUSSIE SUPER INDY MK3 & ADMIRAL SERIES HEAVY DUTY STEAM CLEANERS BUILT TOUGH FOR AUSSIE CONDITIONS



SUPER INDY 3

### PACKED WITH FEATURES

- Interpump slow speed pump
- Stainless steel cover
- Steel chassis with bumper
- Reliable four pole motors
- Micro-leak detection
- Four wheels for stability (Super Indy)
- Flexible motor/pump coupling
- Ideal for automotive, transport & food industries

### NEW SUPER INDY 3 (SINGLE PHASE)

- 1,500 psi (EWP 2600 psi with turbo)
- 2.2kW (3HP) single phase motor
- 12 lpm flow, 120°C
- Pro gun, single lance, nozzle size 055

#### DS1012M

(2 year coil warranty)

**\$5,180 +GST**

stainless steel coil option available

### NEW SUPER INDY 3 (THREE PHASE)

- 3,000 psi (EWP 4785 psi with turbo)
- 5.5kW (7.5HP) three phase motor
- 16 lpm flow, 120°C
- Pro gun, single lance, nozzle size 045

#### DS2016T

(2 year coil warranty)

**\$6,480 +GST**

stainless steel coil option available

'EWP' ... calculated effective working pressure when used with turbo lance fitted.



ADMIRAL

### Applications

- Machinery wash down
- Workshop use
- Council depots
- Automotive/Car Yards/Car Detailers
- Food industry
- Government depts
- Sanitising equipment & areas

### AUSSIE ADMIRAL

- 3,000 psi (EWP 4785 psi with turbo)
- 9.5kW (15HP) three phase motor
- 21 lpm flow, 130°C
- Pro gun, single lance, nozzle size 065

#### DS1921T

(2 year coil warranty)

**\$7,586 +GST**

stainless steel coil option available



# HIGH PRESSURE STEAM... PETROL & DIESEL ENGINE DRIVE

Aussie Hydrotek steamers are powerful and efficient cleaning systems for professionals that need high water flow, high pressure and the extra cleaning muscle provided by fired burners provide hot water up to 130°C, with either petrol or diesel engines to provide the drive to the triplex high pressure pump.

- Heavy duty triplex pumps with brass pump head
- Adjustable temperature up to 130°C, steam melts grease without using chemicals.
- Water tight electrical box with battery.
- Robust "Pro-tek" steel frame with built-in lifting eyes for transportation.
- Stainless steel panels, lifetime corrosion resistance.
- 12v low voltage burner system on HSS series
- 110v burner with onboard generator for HSC series
- Two gun operation available on models marked\*

## Applications

- Mine site and plant cleaning
- Big plant maintenance
- Marine anti-fouling
- Graffiti removal
- Grease and oil removal
- Grease pipe cleaning
- Livestock clean up
- Sanitising equipment
- Weed eradication without the need for harmful chemicals

Model	Pump Pressure (psi)	EWP with turbo (psi)	Flow rate (lpm)	Engine (electric start)	Pump rpm	Pump	Weight (kg)	List Price (exc GST)	
Petrol drive units...Honda & Vanguard									
Commercial Units...up to 20 hours per week									
HSS40004VG	4000 (275 BAR)	6485	15	Vanguard	18HP	3200	Interpump	204	\$9,840
Industrial Units...20 to 40 hours per week									
HSC35005VG	3500 (240 BAR)	5200	17	Vanguard	18HP	1450	Interpump	280	\$11,980
HSC43006HAF*	4300 (300 BAR)	7100	21	Honda	24HP	1450	Bertolini	306	\$13,307
HSCU51006V	5000 (350 BAR)	8500	21	Vanguard	31HP	1450	Interpump	330	\$19,848
Diesel drive units...Kohler & Kubota									
Commercial Units...up to 20 hours per week									
HSS35003DG	3500 (240 BAR)	5200	12	Kohler	10HP	3200	Interpump	250	\$11,466
Industrial Units...20 to 40 hours per week									
HSC40005DBAF*	4000 (275 BAR)	6485	19	Kubota	17HP	1450	Bertolini	294	\$25,400
HSC50005D	5000 (350 BAR)	8500	19	Kubota	20HP	1450	Interpump	395	\$29,846



HSS40004VG



HSC43006HAF



HSCU51006V

## AUSSIE JAWS... JUST ADD WATER

Self contained, trailer mounted, steam pressure washer with built in water tank and two hose reels with hoses. These units can be used in totally remote locations - **Just add water.**

- Aussie Hydrotek self contained steam cleaner
- Poly impact resistant water tank
- Double axle premium gal trailer (registration approval pending)
- Two hose reels; one heavy duty stainless steel hose reel with 30m high pressure hose & the other a galvanised hose reel with 33 metres of low pressure garden hose
- 20" Aussie Spinner flat surface cleaner
- 4000 psi rated hand gun with stainless steel 1200mm single lance.
- Q-Tip "Snap-On" nozzle kit (featuring 0°, 15°, 25°, 40° and detergent tips)
- Two gun operation available on HSC40006HB version
- 'Aussie mine spec' version available

## Applications

- Mine site and plant cleaning
- Big plant maintenance
- Marine anti-fouling
- Graffiti removal
- Site wash down
- Grease and oil removal
- Engine degreasing
- Grease pipe cleaning
- Livestock clean up
- Sanitising equipment
- Weed eradication
- Cleaning public facilities



HSC40005DBAF JAW

Model	Pump Pressure (psi)	EWP	Flow rate (lpm)	Engine (electric start)	Pump rpm	Tank Size (l)	Weight (kg)	List Price (exc GST)	
HSS40004VGJAW	4000 (275 BAR)	6485	15	Vanguard	18HP	3200	600	1200	\$17,800
HSC43006HAFJAW	4300 (300 BAR)	7100	21	Honda	24HP	1450	800	1250	\$30,418
HSC40005DBAFJAW	4000 (275 BAR)	6485	19	Kubota	17HP	1450	800	1300	\$41,674

## AUSSIE HP ACCESSORIES .. SUITED TO HOT WATER MACHINES

### Stainless Steel (304) hose reel

- 5,000 psi rated 200°C
  - takes up to 75m of hot water hose
  - Includes 2m whip hose
- HAR151 kit **\$795** +GST

Combine with extra long hot water hose... see page 36



### 28" Stainless Steel flat surface cleaner

- 4,000 psi rated, 120°C
  - 37 lpm flow
- HANT28 **\$2,673** +GST



28" STAINLESS STEEL ROTARY CLEANER

**SAVE TIME  
SAVE WATER**

'EWP' ... calculated effective working pressure when used with turbo lance fitted.



# AUSSIE HYDRO-LOOP... IT'S CLEAN & GREEN

The Hydro-Loop system means fast, efficient cleaning, with a unique clean and capture system. You can comply with EPA regulations.

That's right...the site is not contaminated, but left in pristine condition!

This is not just a machine ... it's a business opportunity without the ties of a franchise. You have the support of Aussie's marketing machine, referrals from Aussie and the freedom to build your business, your way.

You set your own price, work your own hours and keep all your profits. Successful Aussie Hydro-Loop Club members are motivated, and have the drive to generate work from car parks, shopping centres, service stations and property managers.

## What is the Aussie Hydro-loop?

### Aussie Hydrotec, engine drive professional steam cleaner

It's a self contained, trailer mounted, hot-water pressure washer with built in recovery unit, filters and tank. These units combine the cleaning power of high pressure and steam with a vacuum filtration system that collects the waste water, preventing it from entering storm drains. Waste water is filtered through 7 stages and returned to the supply tank for reuse.

Aussie Hydrotec steam cleaners are powerful and efficient cleaning systems for professionals that need high water flow and pressure with the added value of steam. Diesel fired burners and either petrol or diesel engines to run the pumps.

### Applications

- Cleaning & sanitising amenities
- Graffiti removal
- Grease and oil removal
- Mine site cleaning
- Big plant maintenance
- Marine anti-fouling
- Construction site wash down
- Grease pipe cleaning
- Piggeries and dairies

- Aussie Hydrotec, engine drive professional steam cleaner
- Vacuum filtration system with two stage motor, and two replaceable cartridge filters
- 800 litre (600 on Junior) poly impact resistant water tank
- Double axle trailer with swivel jockey wheel and spare (registration approval pending)
- Two hose reels; one stainless steel reel with 30m of high pressure hose and the other a galvanised hose reel with 33 metres of low pressure garden hose.

- Heavy duty 4000 psi rated hand gun
- Stainless steel 1200mm single lance
- Q-Tip "Snap-On" nozzle kit (featuring 0°, 15°, 25°, 40° and detergent tips)
- 22" heavy duty Twister rotary floor cleaner (Option on Junior)
- 1½" mesh strainer with bleed valve, 60 micron
- 1.8m rubber, sand filled boom, 3m sand dam tubes, sand not included
- 50mm x 15m spiral vacuum hose with scupper attachment

**START  
YOUR OWN  
BUSINESS !**

Model	Pump Pressure (psi)	EWP	Flow rate (lpm)	Engine		Pump rpm	Pump	Trailer Size (m)
Hydro-Loop Junior	3500 (240 BAR)	5000	17	Vanguard	18HP	1450	General	4 X 2.3 X 1.7
Hydro-Loop Maxi	4300 (300 BAR)	7100	21	Honda	24HP	1450	Bertolini	4 x 2.3 x 1.7
Hydro-Loop Maxi Diesel	4000 (275 BAR)	6485	19	Kubota	17HP	1450	Bertolini	4 x 2.3 x 1.7



**BE YOUR OWN BOSS**

**SEND FOR A FREE PROSPECTUS  
... ITS EASY**



# BERTOLINI HIGH PRESSURE TRIPLEX PUMPS... 'BIG BERTY' IS BEST

## Exclusive to Aussie Pumps, Bertolini three year manufacturers warranty

### HERE'S WHY THEY ARE THE BEST

- Intelligent packing seal system;
  - High pressure seal self lubricating with variable expansion dependant on pressure
  - Anti extrusion ring made of PTFE & graphite protects pistons, precision engineered fit
  - Low pressure seal reduces friction on pistons
- Special Easylube gear oil used for break in period of pump
- Stainless steel martensitic piston rod, hardened and polished... extremely wear resistant
- Valve caps are designed to eliminate water under pressure in threads ... torque reduced by 40%, therefore easy to remove without risk of damage
- Super "Cool Fin" cooling system ... die cast alloy crankcase, ribbed for efficient cooling, with high thermal conductivity
- Hardened surface of piston guides ensures smooth operation
- Superb quality ceramic pistons that last and last

## NEW SERIES PUMPS... PRICES SLASHED



**NEW RANGE  
NOW WITH  
24mm SHAFT**

KKL TTL TTK

### BERTOLINI GEARBOXES

run slow speed pumps with popular Honda engines

### SLOW SPEED BERTOLINI TRIPLEX PUMPS

Model	Stock Code	Volume (l/min)	Pressure		RPM	Pump		Weight (kg)	List Price Pump only exc GST
			bar	psi		kW	HP		
WBL1114	BWBL1114 (REPLACES WEL733)	11	140	2030	1450	3.0	4.0	5.8	\$721
WBL1111	BWBL1111 (REPLACES WEL744)	11	110	1600	1450	2.2	3.0	5.8	\$788
TTL 1520	BTTL1520 (REPLACES TTV2015)	15	210	3045	1450	6.2	8.3	14.2	\$1,120
TTL 2120	BTTL2120 (REPLACES TTV2021)	21	210	3045	1450	8.7	11.6	14.2	\$1,198
TTK 3021	BTTK3021 (REPLACES KKV2028)	29	210	3045	1450	12	16.1	15.7	\$1,520
TTL 1330	BTTL1330 (REPLACES KTV4040)	13	300	4350	1450	7.7	10.3	14.2	\$1,330
TTL 1530	BTTL1530 (REPLACES KTV3015)	15	300	4350	1450	8.8	11.8	14.2	\$1,330
TTL 2030	BTTL2030 (REPLACES KTV3021)	20	300	4350	1450	11.6	15.6	14.2	\$1,440
RAL2035H	BRAL2035H (REPLACES BHD5057)	20	350	5000	1450	14.4	19.3	18.5	\$2,380
RAL2535H	BRAL2535H	25	350	5000	1450	17	22.8	18.5	\$2,380
RAS4482	BRAS4482	31	300	4300	1450	18.3	24.5	18.5	\$2,380

Model	PTO Engine	Pump Shaft (mm)	Stock Code	Suit Pumps Models	List Price Gearbox only exc GST
RTI 126 HP3-5	3/4"	24	B318699973	WEL,WBL	\$409
RTI 121 HP8-18	1"	24	B318870973	TTV, TTL	\$638
RTI 121 HP7-18	1"	24	B319110973	TTK,KTL,KKL	\$638
RTI 121 HP8-18	1"	30	B318855973	KTV,KKV,	\$690
RTI 121 HP20	1 1/8"	30	B318880973	RAL,RALH, RAS,RAS-H, HD	\$786



TTK KTL

### Bertolini Pump Kits ...

the smart replacement option, easy & cost effective. Kit includes Bertolini pump, unloader valve, safety valve, thermal dump and pressure gauge.

**Note** components are not assembled.

**save  
10%**

**ASK ABOUT OUR UNIQUE AUSSIE SERVICE EXCHANGE PROGRAM ... CHANGE UP TO A BERTY & SAVE**

### AXIAL PUMPS...Replacement Cougar pumps

Stock Code	Volume (l/min)	Pressure		RPM	Suits	List Price exc GST
		bar	psi			
FMTPO93525	10	140	2750	3200	Honda GC160	\$460

Stock Code	Pump	Unloader valve	Safety valve	Thermal Dump Valve	Pressure Gauge	List Price Complete Pump Kit exc GST
BWBL1114KIT	WBL1114	BAP1.20ADJ	MG1000	MPA60063050	AGCDR0102	\$887
BWBL1111KIT	WBL1111	BAP1.20ADJ	MG1000	MPA60063050	AGCDR0102	\$948
BTTL1520KIT	TTL1520	VB80/280	MG1000	MPA60063070	AGCDR0102	\$1,310
BTTL2120KIT	TTL2120	VB80/280	MG1000	MPA60063070	AGCDR0102	\$1,381
BTTK3021KIT	TTK3021	VB80/280	MG1000	MPA60063070	AGCDR0102	\$1,670
BTTL1330KIT	TTL1330	VB350	VS240	MPA60063070	AGCDR0102	\$1,523
BTTL1530KIT	TTL1530	VB350	VS240	MPA60063070	AGCDR0102	\$1,523
BTTL2030KIT	TTL2030	VB350	VS240	MPA60063070	AGCDR0102	\$1,622
BRAL2035KIT	RAL2035	VB350	VS350	MPA60063070	AGCDR0102	\$2,522
BRAL2535H	RAL2535H	VB350	VS350	MPA60063070	AGCDR0102	\$2,522
BRAS4482KIT	RAS4482	VB80/280	VS240	MPA60063070	AGCDR0102	\$2,453

### HIGH SPEED BERTOLINI TRIPLEX PUMPS ... FOR DIRECT DRIVE ENGINE MOUNT

Model	Stock Code	Volume (l/min)	Pressure		RPM	Suits	Weight Kg	List Price Pump only exc GST	List Price Complete Pump Kit exc GST
			bar	psi					
WBG2030	BWBG2030 (REPLACES WSG899)	11	140	2030	3450	HONDA GX160 /GX200	6.1	\$706	\$874
TMG4035	BTMG4035	13.2	280	4000	3450	HONDA GX270 (set to 3,000 psi) HONDA GX390 (set to 4,000 psi)	9	\$1,040	\$1,228

Contact Aussie for full Bertolini high pressure pump range including units up to 500BAR

# AUSSIE JETTERS ... JOIN THE JETTER REVOLUTION

**Fast, effective clearing of block drains,  
no excavation, no hazardous electric eels.**

Aussie high pressure drain cleaning jetters have revolutionised the way that blocked drains are cleared. Designed by plumbers for plumbers... jetters that deliver!

- Genuine industrial Honda or Vanguard engines with low oil shutdown. Diesel options available on request.
- "Big Berty" Bertolini heavy duty triplex pump with three year warranty
- Galvanised roll frame with anti-vibration mounts with 10" pneumatic wheels ... easy to manoeuvre
- Heavy duty steel hose reel with Armadillo Bluflex R8 ¼" sewer hose, 5000 psi rated, easy to twist for tight drains

## GREAT PACKAGES FOR ALL PLUMBERS

**Aussie Mini Cobra drain cleaner...compact jetter for small drains**

- 4,000 psi pressure, 15 lpm flow
- 13HP genuine Honda engine
- Bertolini heavy duty triplex pump
- Rugged Scud style frame
- Steel hose reel, 30m sewer hose
- Penetrator & Turbo Root mulching drain cleaning nozzles included

ABBCOBRAMINI ~~\$6,754~~ +GST  
**NOW \$5,354** +GST  
**SAVE \$1,400**

### Applications

- High pressure clearing of tree roots from drains
- Removing grease & fat
- Sand and silt removal
- Graffiti removal
- Brick cleaning
- Roof restoration
- Driveway cleaning
- Paint preparation



## AUSSIE KING COBRA ...5,200 PSI GRUNT

- 5,000 psi pressure
- Bertolini heavy duty triplex pump
- Gal frame with stainless steel break tank
- Steel hose reel, 60m sewer hose
- Full nozzle box included
- FREE fuel tank van

27HP Vanguard, 25 lpm flow  
ABBCOBRAKINGVANT ~~\$11,945~~ +GST  
**NOW \$8,980** +GST **SAVE \$2,965**

28HP Honda, 20 lpm flow  
ABBCOBRAKINGT ~~\$11,945~~ +GST  
**NOW \$8,980** +GST **SAVE \$2,965**

## AUSSIE COBRA DRAIN CLEANER... FAST & POWERFUL

- 4,300 psi pressure, 21 lpm flow
- 21HP genuine Honda engine
- Bertolini heavy duty triplex pump
- Gal frame with stainless steel break tank
- 11 litre mounted fuel tank
- Steel hose reel, 60m sewer hose
- Full nozzle box included

ABBCOBRA MK2 ~~\$10,445~~ +GST  
**NOW \$7,228** +GST  
**SAVE \$3,217**



### FREE

#### 3+3 WARRANTY

(three year engine warranty  
+ 3 pump & gearbox warranty)

### FREE

complete 'Nozzle Box' featuring Turbo Root Mulcher, Predator, Negotiator, Compressor nozzles and tip cleaner with Cobra and King Cobra jetters.

VALUED AT \$893 +GST

### FREE

ASP Safety System including unloader & safety valve. Protects operator & machine from pressure spikes.

### FREE

5000 psi rated gun and stainless steel lance for pressure cleaning of hard surfaces.



# BUILD YOUR PACKAGE WITH THESE ESSENTIALS...

## AUSSIE VIPER MINI REEL

- Leave your jetter in the ute & extend your reach to 120m (60m on jetter & 60m on mini reel)
- Stainless steel stand/handle
- Integrated on/off valve that allows remote control of jetter
- 60m of Bluflex  $\frac{3}{16}$ " sewer hose
- Three nozzle holders
- Pressure gauge

AMINIREEL/WHOSE ~~\$1,890~~ +GST  
**NOW \$1,440** +GST



## AUSSIE SUPER WORM HOSE (20 METRES)

1/8" super flexible sewer hose, ideal for small drains and tight bends. Complete with compressor nozzle & quick fit tail.

AHOSER8 1/8 20M ~~\$440~~ +GST  
**NOW \$288** +GST



**DESIGNED BY PLUMBERS FOR PLUMBERS**



## AUSSIE TOP QUALITY ARMADILLO SEWER HOSE

60 metres of super flexible, high grip, easy handling... the hose pros prefer.

$\frac{1}{4}$ " for general drain clearing...

AHOSE R8  $\frac{1}{4}$  60M  
**\$955** +GST

$\frac{3}{16}$ " for gullies & tight corners...

AHOSE R8  $\frac{3}{16}$  60M  
**\$825** +GST

## BUILD YOUR JETTER YOUR WAY... AUSSIE PUMP MOTOR SETS

Transform your ute or trailer into to set up that's right for you.

Talk to Aussie about our range of pump motor groups, tanks, hose reels and accessories that make sense for your business.



# Aussie High Pressure Accessories... new models, top quality, lowest prices

**PRICES SLASHED**  
**UP TO 65% OFF**

## HIGH PRESSURE GUNS

### 3,000 PSI



**AL12** ▲

AL12

- 3,700 psi (260 BAR), 30 lpm, 60°C
  - Inlet 3/8" G F
  - Outlet M22 QC F
  - Use with vario lance or single lance
- M200019050 **\$33** +GST

### 4,000 PSI



AL50

**AL50** ◆

- 4,500 psi (310 BAR), 45 lpm, 160°C
  - Inlet 3/8" G F
  - Outlet M22 QC F
  - Use with single or double lance
- M200917400 **\$55** +GST

### 5,000 PSI



ML2002 GUN WITH QC EXTENSION

**ML2002** ●

- 5,000 psi (350 BAR), 45 lpm, 160°C
  - Inlet 3/8" G F
  - Outlet M22 QC F
  - Use with 400mm single lance
- M4022103000 **\$82** +GST

### 5,000 PSI



DG5010

**DG5010** ◆

- 5,000 psi (350 BAR), 40 lpm, 160°C
  - Inlet 3/8" G F
  - Outlet 1/4" G F
  - Use with extended double lance or extended single lance
- CGPDG5010 **\$65** +GST

### 8,000 PSI



RL84

**PA RL84** ■

- 8,100 psi (560 BAR), 80 lpm, 100°C
  - Inlet 1/2" BSP F
  - Outlet 1/2" BSP F
- MPA30540000 **\$395** +GST



The following table shows which nipple is required to connect gun to hose with quick coupler.

Coupler on Hose	Stock Code of Nipple Required	List Price exc GST
M22 (black) 4,000 psi rated	C1500.24 3/8" G-M, M22x1.5M	\$7
M24 (blue) 5,000 psi rated	MPA26063050 3/8" BSP M, M24 M	\$18
M24 (red) 8,700 psi rated	MPA26094070 1/2" BSP M, M24 F	\$50



VARIO LANCE

## T10 VARIO ZOOM NOZZLE AND LANCE

- 3,000 psi (200 BAR), 21 lpm, 60°C
  - 585mm
  - Inlet M22
- use with AL12
- C4723.45.115 **\$69** +GST



SINGLE LANCE

## SINGLE LANCE

with melted handle and protector  
(If used with AL12, AL50 or ML2002 guns requires nipple C1500.05 **\$7**)

- 5,000 psi (350 BAR), 40 lpm, 150°C
- Inlet 1/4" G M
- Outlet 1/4" NPT F

400 mm	C3930.00	<b>\$29</b> +GST
700 mm	C3905.14	<b>\$31</b> +GST
900 mm	C3905.15	<b>\$38</b> +GST
1200 mm	C3905.16	<b>\$51</b> +GST
1500 mm	C3905.17	<b>\$54</b> +GST
2000 mm	C3905.19	<b>\$75</b> +GST

Requires M series nozzle, sold separately

SINGLE LANCE BLUE HANDLE




## PA EXTENDED SINGLE LANCE

- with melted handle and protector
- 5,650 psi (390 BAR), 30 lpm, 160°C
- 1050mm
- Inlet 1/4" BSP M
- Outlet 1/4" NPT F

MPA40026100 **\$130** +GST

Requires M series nozzle, sold separately



SINGLE LANCE

## PA SINGLE S/S LANCE WITH NOZZLE HOLDER

Suits RL84

Performance: 500 bar,  
7,250psi, 200 lpm, 43°C,  
Inlet/outlet: 1/2" BSP M, 1/4" NPT F

800mm MPA30500080 **\$235** +GST

1250mm MPA30500092 **\$369** +GST

Requires M series nozzle, sold separately



DOUBLE LANCE



## DOUBLE LANCE

Heavy duty, stainless steel double lance, suits all pro guns

- 4,000 psi (275 BAR), 40 lpm, 150°C
- 684mm
- Inlet M22 M
- Outlet 2x1/4" NPT F

C3924.01 **\$59** +GST

Requires two M series nozzles, sold separately



DOUBLE LANCE WITH HANDLE

## DOUBLE EXTENDED LANCE

Heavy duty stainless steel, double lance with SC5 handle

- 4,000 psi (275 BAR), 40 lpm, 150°C
- 1000mm
- Inlet 1/4" G M
- Outlet 2 x 1/4" NPT F

C3916.03 **\$97** +GST

Requires two M series nozzles, sold separately

AUSTRALIA'S BIGGEST STOCK OF HIGH PRESSURE ACCESSORIES INCLUDING PA



# Aussie Turbo Master Turbo Lances

Aussie turbos save water and cut cleaning times by using the water velocity to increase the effective working pressure (EWP).

**PRICES SLASHED  
UP TO 65% OFF**

AUSSIE TURBO  
MASTER 140

## AUSSIE TURBO MASTER 140 ▲

- Domestic series (140 BAR)
- 2,150 psi, 60 lpm
- EWP up to 3,000 psi
- Inlet (lance) M22

Suits: Concept F140, Cougar, AB20, AB22

Nozzle size: 035

CTN140-035 **\$98 +GST**

**TOP QUALITY  
LEADING  
GERMAN  
MANUFACTURER**

AUSSIE TURBO  
MASTER 200

## AUSSIE TURBO MASTER 200 ▲ ◆

Professional series, lance & head (or head only)

- 3,700 psi, 255 BAR, 40 lpm
- EWP up to 4,785 psi
- Max temp: 90°C
- Inlet (lance) M22 x 1.5M

CTN200-035 lance & head **\$175 +GST**

CTN200-035H head only **\$135 +GST**

CTN200-045 lance & head **\$175 +GST**

CTN200-045H head only **\$135 +GST**

CTN200-055 lance & head **\$175 +GST**

CTN200-055H head only **\$135 +GST**

Repair kit - CTN200-\_\_REP **\$79 +GST**

AUSSIE TURBO  
MASTER 350

## AUSSIE TURBO MASTER 350 ● ◆

Professional series, lance & head (or head only)

- 5,000 psi, 350 BAR, 40 lpm
- EWP up to 8,500 psi
- Max temp: 90°C
- Inlet (lance) M22 x 1.5M

CTN350-030 lance & head **\$320 +GST**

CTN350-030H head only **\$280 +GST**

CTN350-035 lance & head **\$320 +GST**

CTN350-035H head only **\$280 +GST**

CTN350-045 lance & head **\$320 +GST**

CTN350-045H head only **\$280 +GST**

CTN350-055 lance & head **\$320 +GST**

CTN350-055H head only **\$280 +GST**

CTN350-065 lance & head **\$320 +GST**

CTN350-065H head only **\$280 +GST**

CTN350-085 lance & head **\$320 +GST**

CTN350-085H head only **\$280 +GST**

Repair kit - CTN350-\_\_REP **\$89 +GST**

## 500 BAR TURBO KIT

c/w lance, gun, nozzle & nipple to quick couple to hose. EWP up to 12,000 psi

CTN500-020GLK suits Raptor 12

**\$1,798 +GST**

CTN500-025GLK suits Raptor 16

**\$1,798 +GST**

## AUSSIE TURBO MASTER 500

Professional series, head only

- 7,200 psi, 500 BAR, 40 lpm
- Max temp: 90°C
- Inlet 1/4" NPT F



500 BAR  
TURBO HEAD

CTN500-020 - Suits: Raptor 12 **\$1,350 +GST**

CTN500-025 - Suits: Raptor 16 **\$1,350 +GST**

Repair kit CTN500-\_\_REP **\$899 +GST**

## High Pressure Nozzles



## HIGH PRESSURE NOZZLES... CHANGE THAT NOZZLE!

**Worn nozzles cause loss of pressure and can lead to machine failure.**

Nozzles should be changed on a regular basis.

## LASER CUT 'M' SERIES NOZZLE 5 PACKS

Stock Code	Qty in pack	Tip angle	Nozzle size	List Price exc GST
C915030M-P1	5	15	30	\$90
C915035M-P1	5	15	35	\$90
C915045M-P1	5	15	45	\$90
C915050M-P1	5	15	50	\$90
C915055M-P1	5	15	55	\$90
C915060M-P1	5	15	60	\$90
C915065M-P1	5	15	65	\$90
C915500MSS-P1	5	Detergent nozzles		\$90

## SINGLE BUY NOZZLES

Stock Code		List Price exc GST
C code Q	Quick Tip Nozzle (Q series)	\$21
C code M	Laser Cut Nozzle (M series)	\$21
C915500MSS	M Series stainless steel detergent nozzle, 1/4" M	\$21
C965400Q	Q Series detergent nozzle (black)	\$21

## QUIK TIP 'Q' SERIES NOZZLE 5 PACKS

Stock Code	Qty in pack	Nozzle size	List Price exc GST
C105082Q	5	30	\$90
C105083Q	5	35	\$90
C105084Q	5	40	\$90
C105085Q	5	45	\$90
C105087Q	5	55	\$90



QUIK TIP  
NOZZLE PACK

## Quik Tip 'Q' Series Colour Guide

**Red:**

0° Pencil jet for maximum effect.

**Yellow:**

15° nozzle for cleaning heavily stained areas.

**Green:**

25° General purpose nozzle for larger areas.

**White:**

40° For lightly stained flat surfaces.

**Black:**

65° Low pressure detergent nozzle.

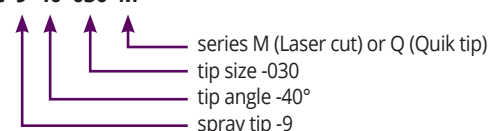
## GP FIXED QUICK COUPLING

Max pressure 5,000 psi (350 BAR), with EPDM seal, connect Aussie Quik Tip nozzles to end of lance

	Stock Code	Inlet	Outlet	List Price exc GST
A	CD10001	1/4" QC	1/4" NPT-F	\$21
B	CD10002	1/4" QC	1/4" NPT-M	\$21

**HOW TO ORDER  
THE CORRECT  
NOZZLE**

**C 9 40 030 M**



# Aussie High Pressure Accessories... new models, lowest prices

**PRICES SLASHED  
UP TO 65% OFF**



## NIPPLES

Permissible pressure 8,000 psi (550 BAR), coned 60°C, male/male (water use only, otherwise 5,000 psi)

Stock Code	Inlet	Outlet	List Price exc GST
AA-A-0404	1/4"	1/4"	\$5
AA-A-0604	3/8"	1/4"	\$7
AA-A-0606	3/8"	3/8"	\$7
AA-A-0608	3/8"	1/2"	\$7
AA-A-0808	1/2"	1/2"	\$8
AA-A-0812	1/2"	3/4"	\$14
AA-A-1212	"	3/4"	\$15



## FIXED QUICK COUPLING REDUCERS

Max pressure 4,000 psi (275 BAR), max flow 30 lpm, max temp 150°C (Long thread)


Stock Code	Inlet	Outlet	List Price exc GST
C1500.05	1/4 G- F	M22x1.5M	\$7
C1500.06	1/4 G- M	M22x1.5M	\$7
C1500.180	3/8 G- F	M22x1.5M	\$7
C1500.24	3/8 G- M	M22x1.5M	\$7
M212003660 (short thread)	M22 M	M22x1.5M	\$7



## MV QUICK COUPLINGS

Max pressure 4,000 psi (275 BAR), max flow 30 lpm, max temp 150°C (Short thread)


Stock Code	Inlet	Outlet	List Price exc GST
M212003550	1/4 G- M	M22x1.5F	\$15
M212003530	1/4 G- F	M22x1.5F	\$15
M212003540	3/8 G- M	M22x1.5F	\$15
M212003520	3/8 G- F	M22x1.5F	\$15



## PA AR8 QUICK COUPLINGS

Max pressure 5,000 psi (350 BAR), max flow 30 lpm

	Stock Code	Inlet	Outlet	List Price exc GST
B	MPA26065030	1/4" BSP M	M24 F	\$35
B	MPA26065050	3/8" BSP M	M24 F	\$35
A	MPA26063020	1/4" BSP F	M24 M	\$18
A	MPA26063040	3/8" BSP F	M24 M	\$18
A	MPA26063050	3/8" BSP M	M24 M	\$18



## PA AR9 QUICK COUPLINGS

Max pressure 8,700 psi (600 BAR), max flow 80 lpm, 160°C

	Stock Code	Inlet	Outlet	List Price exc GST
A	MPA26094070	1/2 BSP M	M24x 1.5F	\$50
B	MPA26095050	3/8 BSP M	M24x 1.5F	\$120



## SNAP COUPLINGS (BRASS)

Max pressure 4,060 psi (275 BAR), max flow 40 lpm, max temp 90°C

Stock Code	Inlet	Outlet	List Price exc GST
C3806.07	Type A	3/8f	\$18
C3004.16	Type B	3/8f	\$29

## SWIVELS



Stock Code	Description	List Price exc GST
MPA26105000	Brass, heavy duty 3/8m x 3/8f, max pressure 4,050 psi	\$39
MPA26106100	Stainless heavy duty 3/8m x 3/8f, max pressure 5,640 psi	\$75
A5004.006	1/2" x 3/8" (to suit hose reels, 5000 psi)	\$150
MPA30584000	SW 600 BAR, 8,700 psi, 3/8" F inlet, 3/8" M outlet	poa



## GAUGES

Stock Code	Description	List Price exc GST
AGCDR0102	Gauge, Inlet 1/4 m, rating 0-6,000 psi (415 BAR)	\$39
AGAUGE700BAR	700 BAR pressure gauge	\$39
AGAUGE100BAR	1,000 BAR pressure gauge	\$315

AUSTRALIA'S BIGGEST STOCK OF HIGH PRESSURE ACCESSORIES INCLUDING PA





## PROFESSIONAL GRIT BLAST KITS

Grit blasting kits, fast and easy stripping of rust and paint. Max pressure 4,000 psi (275 BAR), Tungsten carbide tip, 465mm zinc probe, 13m hose, 400mm lance with M22 coupling & 035 nozzle.

Stock Code	Description	Inlet	List Price exc GST
M202903460	TS 33 GRIT BLAST KIT	M22	\$239



## HEAVY DUTY GRIT BLASTER


GRIT BLAST KIT

Stock Code	Description	List Price exc GST
TPS450/_ _ _GLK	TPS 450 Kit (500 Bar, 7,300 PSI) complete grit blast kit, c/w probe, plastic hose, lance, gun, nozzle & nipple for quick coupling (specify nozzle size required)	\$1,195
REPLACEMENT GRIT BLAST HEAD OR PROBE ...		
C4700.18*	TPS 450 (500 BAR, 7300 PSI) grit blast head only, 1/4" G-F, max temp 90°C, nozzle dia: 1/4-15° flat	\$599
C4604.04	20mm hose barb, length 580mm, stainless steel probe	\$99

\* Note: Nozzle not included

## UNLOADER/BYPASS VALVES

	Stock Code	Description	Inlet	Outlet	By-pass	List Price exc GST
A	C4910.10 Blue	3,650 psi (250 BAR), 30 lpm	3/8" F	3/8" F	3/8" F	\$135
B	APRI20ADJ	2,000 psi (140 BAR), 15 lpm adjustable, Bertolini	1/2" M	M22 x 1.5M	2 x 3/8"	\$164
C	APRI40ADJ	4,000 psi (275 BAR), 21 lpm adjustable, Bertolini	1/2" M	M22 x 1.5M	3/8" 1/2"	\$203
D	BVB80/280	PA 4,050 psi (275 BAR), 80 lpm	1/2" F	1/2" F	2 x 1/2" F	\$225
E	Pulsar Zero MPA60240000	PA 4,000 psi (275 BAR), 40 lpm flow, soft start unloader	3/8" F	3/8" F	2 x 3/8" F	\$235
F	BVB350	PA 5,100 psi (350 BAR), 25 lpm	3/8" M	3/8" F	1/2" F	\$241
G	BVB53	PA 7,250 psi (500 BAR), 80 lpm	1/2" F	1/2" F	1/2" F	\$1,750
	VB60/600 Zero	PA 8,700 psi (600 BAR), 60 lpm	1/2" F	1/2" F	1/2" F	POA



## PA THERMAL DUMP VALVES

Dumps water at pre-determined temperature to protect pump when on bypass. Dump temp 63°C, max pressure 145 psi, hose barb 7mm

Stock Code	Inlet	List Price exc GST
MPA60063000	1/4"	\$27
MPA60063050	3/8"	\$27
MPA60063070	1/2"	\$27



## SAFETY VALVES

Protects pump and unloader from pressure spikes. A must for all professional machines.

Stock Code	Inlet	Pressure (psi)	Max flow (lpm)	Max temp °C	List Price exc GST
MTM00033003 (MG1000)	3/8" M	3600 (250 BAR)	30	90	\$35
MPA60156000 (VS240)	3/8" M	4000 (275 BAR)	24	60	\$55
MPA60058000 (VS350)	3/8" BSP	5650 (390 BAR)	25	90	\$115
BVS500	1/2" BSP	7250 (500 BAR)	80	90	\$419



## CHANGEOVER NOZZLE

Use two nozzles, different angles... convenience! Max pressure 2900psi (200 BAR), max flow 30 lpm. Max temp 150°C, 1/4" female.



Stock Code	Inlet	List Price exc GST
C4703.00	Both ends 1/4" female	\$49

## DETERGENT INJECTOR

Max pressure 3650 psi (250 BAR),  
Max temp 90°C

Stock Code	Inlet	Outlet	Type	l/min	List Price exc GST
C3802.44	3/8" F BSP	3/8" M	Reg	11-15	\$21
C3802.45	3/8" F BSP	3/8" M	Reg	15-20	\$21
MTM00029143	3/8" M BSP	M22	Reg	16-21	\$39



**VIEW THE FULL RANGE ONLINE AT**  
**AUSSIEPUMPS.COM.AU**

## HIGH PRESSURE CLEANING HOSES...GREAT PRICES

Super high quality Aussie Pump high pressure hose range rated up to 10,000 psi (690 BAR)

COLD WATER HOSE



HOT WATER HOSE



	Max Pressure	Length (m)	Stock Code	List Price exc GST	
Cold Water Blasters	3000 psi (200 BAR)	8	AR104K2215FB6X8 15mm M22, 3/8 BSP	\$99	1/4" R1 wire braid hose, suit all light-commercial blasters up to 3,000 psi
		15	AR104K2215MB6X15 15mm M22, 3/8M BSP	\$162	
	*Note additional couplers may be required to fit replacement hose to gun AA-A-0606 nipple (3/8 M x 3/8" M)			\$7	Fits hose to AL12 gun
	4785 psi (330 BAR)	10	AR206K2214X2X10	\$168	3/8" R2 wire braid hose, M22 x M22 couplings*, suit all professional cold water blasters to 4,785psi
		20	AR206K2214X2X20	\$272	
		30	AR206K2214X2X30	\$378	
		50	AR206K2214X2X50	\$550	
	*Note additional couplers may be required to fit replacement hose to gun C1500.24 Quick Coupler nipple (3/8 G M x M22)			\$7	
	5,800 psi (400 BAR)	2	AHW06K2214XMB6X2	\$68	whip hose for reels
		10	AHW06K2214X2X10	\$175	3/8" R2 wire braid blue non marking hose, rated to 150°C, 5,000 psi rated M24 couplings*, suit all 5,000 psi professional blasters
		20	AHW06K2214X2X20	\$290	
		30	AHW06K2214X2X30	\$440	
		50	AHW06K2214X2X50	\$680	
	*Note additional coupler may be required to fit replacement hose to gun MPA26063050 Quick Coupler nipple (3/8 BSP M x M24)			\$18	
Hot Water Blasters	10,000 psi (690 BAR)	25	1/4"25MBARHOS	\$1,500	1/4" R2 wire braid hose, 3/8" F x 3/8" F couplings, Suit all professional blasters up to 10,000 psi
	5800 (400 BAR)	2	AHW06K2214X2X20	\$68	whip hose for reels
		10	AHW06K2214X2X10	\$175	3/8" R2 wire braid blue non marking hose, rated to 150°C, 4,000 psi rated M22 couplings*, suit all hot water steam cleaners
		20	AHW06K2214X2X20	\$290	
		30	AHW06K2214X2X30	\$440	
		50	AHW06K2214X2X50	\$680	
	*Note additional couplers may be required to fit replacement hose to gun C1500.24 Quick Coupler nipple (3/8 G M x M22)			\$7	

## AUSSIE "REEL MATE" HOSE REEL KITS...GREAT VALUE

The best value when you're buying both reel & hose!  
Includes hose reel, hose, whip & mount.

Model	Stock Code	Description	List Price exc GST
Reel Mate 3500	AD30001	Steel hose reel, 3500 psi (240 BAR) rated, with 15 metres R2 double braid HP 5/16th hose, includes 0.5m whip hose & mounting plates, suits AB20, Monsoon 100 & 140*	\$468
Reel Mate 4000	ADHR40100D	Steel hose reel, 5000 psi (350 BAR) rated, with 30 metres, 4000 psi, R2 double braid HP 3/8th hose, includes 1.4 m whip hose & mounting plates, suits Monsoons & Scud series*	\$693


\*Note additional couplers may be required to fit replacement hose to gun  
C1500.24 Quick Coupler nipple (3/8 G M x M22) \$7



AUSSIE REEL MATE 4000 KIT

## AUSSIE "REEL MATE" HOSE REELS...FOR SAFETY, CONVENIENCE AND EFFICIENCY

Model	Stock Code	Description	List Price exc GST
Reel Mate 5030	ADHR50100D	Steel hose reel, 5000 psi rated, takes up to 30m hose, includes whip hose & mounting plates	\$425
Reel Mate 5045	ADHR50150D	Steel hose reel, 5000 psi rated, takes up to 45m hose, includes whip hose & mounting plates	\$565
Hydrotek Reel 5045	HAR150	Stainless steel (304) hose reel, 5,000 psi rated, 200°C, takes up to 45m hose, universal foot plate (no whip hose)	\$582
Hydrotek Reel 5075	HAR151	Stainless steel (304) hose reel, 5,000 psi rated, 200°C, takes up to 75m hose, heavy duty foot mount (no whip hose)	\$733



AUSSIE REEL MATE HOSE REEL



HYDROTEK REEL HAR150

## BRUSHES

Making cleaning easier

Stock Code		List Price exc GST
C1610.00	A Domestic series straight brush	\$27
C1610.01	B Fixed, truck broom 1/4" F, 72 psi, 30°C	\$48
C1610.02	C Rotary, Pro-Rotox pro brush (lance not supplied), 1/4" M, 435 psi, 30°C	\$49



A



B



C

## FOAMERS

Spray detergents, degreasers, disinfectants without chemical going through the pump.  
NB: if used with quick coupler, nipple required p/n M212003630



FOAMER

Stock Code		List Price exc GST
MPA25184215	Lance with 2 litre bottle	\$175



## MONSOON ELECTRIC MOTORS HOLLOW SHAFT

Suit direct coupling to most pump models, four pole 1450rpm, slow speed IP56 spray protection.



ELECTRIC HOLLOW SHAFT MOTORS

Stock Code	kW	HP	Motor	Shaft size (mm)		List Price exc GST
A140060M001	2.2	3	Single phase, 240V, 50 Hz	24	c/w 16 amp capacitor	\$492
A140060T001	5.5	7.5	Three phase, 415V, 50 Hz	24	IP56	\$588
A140060T002	7.5	10	Three phase, 415V, 50 Hz	24	IP56	\$998
A140060T004	7.5	10	Three phase, 415V, 50 Hz	30	IP56	\$998
A140060T023	11	15	Three phase, 415V, 50 Hz	24	IP56	\$1,120
A140060T003	11	15	Three phase, 415V, 50 Hz	30	IP56	\$1,120
A140060T024	12.5	17	Three phase, 415V, 50 Hz	24	IP56	\$1,283
A140060T009	12.5	17	Three phase, 415V, 50 Hz	30	IP56	\$1,283
A140060T026	15	20	Three phase, 415V, 50 Hz	24	IP56	\$1,982

## PUMP FILTERS

Protection for your machine from silt in water supply, extends life of machine and reduces nozzle wear.



Stock Code		Description	List Price exc GST
MPA28030020	½" F x ½" F	50 mesh, Pump Saver protects your pump	\$39
MPA28030000	½" F x ½" M		\$39
MPA28015000	¾" F x ¾" F	Plastic Y strainer	\$29



Stock Code		Description	List Price exc GST
AYSTRAINER-200	½" x ½" female	Brass, 50 mesh, strainer	\$24
AYSTRAINER 3/4	¾" x ¾" female	Brass, 50 mesh, strainer	\$24



FILTER

Stock Code		Description	List Price exc GST
JP15-1RLA60P-1V	1" x 1" female	60 micron, 5" cartridge filter	\$40
JP19-1RLA60P-1V	1" x 1" female	60 micron, 9.75" cartridge filter	\$59
JP19-11/4RLA60P	1¼" x 1¼" female	60 micron, 9.75" cartridge filter	\$69

Cut cleaning times by up to 75% and save water.



20" AUSSIE SPINNER

## FLAT SURFACE CLEANERS

High pressure flat surface cleaners that float on water pressure, designed to operate from any electric or engine drive pressure cleaner leaving a streak free finish.



28" STAINLESS STEEL ROTARY CLEANER

## AUSSIE TELE-WAND

18' (5.49m) telescopic Tele-wand, great for washing under eaves or windows, includes FREE harness kit valued at \$134 +GST

- 3,500 psi (240 BAR), 40 lpm, 82°C

AGPDLTG18 \$275 +GST



**INCLUDES FREE HARNESS KIT**

AUSSIE TELE-WAND

Model	Stock Code	Pump Pressure (psi)	Temp. (max) °C	Flow rate (lpm)	Boxed Measurement dia. (mm)	Cleaning Speed (per min.)	Weight (kg)	No. of Nozzles	List Price exc GST
20" Spinner rotary cleaner	AGPDFSC20	4,000 (275 BAR)	82	40	910x560x340	10m²	9	2	\$999
28" Stainless steel rotary cleaner	HANT28	4,000 (275 BAR)	120	37	1350x720x160	15m²	15	2	\$2,673

# Aussie Dry Vacs ... quality vacs for commercial users

## DORSAL BACKPACK VAC

A lightweight backpack style vac with polypropylene barrel and a long 15 metre power cord. Cloth filter bag included together with a full set of 32mm accessories.

- Unique lever activated suction control
- 15m heavy duty commercial grade orange power cable
- Super Comfort harness
- Robust polypropylene barrel
- Powerful 1200 watt motor
- 6 litre capacity
- Lightweight, only 4.5kgs
- 99.9% filtration micro-cloth bag
- 32mm tool kit



DORSAL BACK PACK

Model	Capacity (litres)	Motor	Air Flow (m³/h)	Air Flow (l/s)	Weight (kg)	Noise Level (dBA at 7m)	List Price exc GST
Dorsal Backpack	6	1x1200w/240v direct	250	70	4.5	70	\$528
Whisper (VC15)	15	1x1200w/240v direct	162	45	7	50	\$455

## WHISPER

A quiet, lightweight yet powerful heavy duty vacuum cleaner.

- Heavy duty, single 1200 watt, super quiet motor
- Full polypropylene impact resistant barrel
- Unique Aussie **Microweb**, 99.9% filtration, reusable filter
- 15 litre capacity
- Heavy duty castors
- Heavy duty galvanised clips
- 7 metres of electric cable
- 32mm tool kit



WHISPER HEAVY DUTY

## Applications

- Households
- Shops
- Offices
- Service stations
- Car detailers
- Schools
- Showrooms
- Factory units
- Motels/hotels
- Tradesmen

## Aussie Wet/Dry Vacs... the Tradies' mate

Ideal for all professional cleaning and trade applications, these heavy wet/dry vacs feature huge suction power and impact resistant poly barrels. Chosen by some of Australia's leading rental equipment companies, Aussie Clean Air vacs are strong, reliable and easy to service.

**FREE MICROWEB FILTER VALUED AT \$116**

Model	Capacity (litres)	Motor	Water lift (mm)	Air Flow (m³/h)	Air Flow (l/s)	Weight (kg)	Noise Level (dBA)	List Price exc GST
VY13F1	10	1 x 1200w/240v bypass	2200	250	70	8	76	<del>\$466</del> <b>NOW \$398</b>
VC40	16	1 x 1200w/240v bypass	2200	250	70	10	62	\$499

## AUSSIE MICROWEB... 99.9% FILTRATION

Microweb is a unique filter media constructed from a polyester or homo-polymer acrylic fibre with a micro porous membrane applied to the collection surface. Ideal for dust from limestone, bio-chemicals, lead, sugar, cement, plasterboard dust, precious metals, pigments and fertilizers. Filter fibre causes dust particles to 'cake' and comes clean with a simple shake.



**IDEAL FOR ASTHMA & ALLERGY SUFFERERS**

**5year**  
VAC WARRANTY

VC40

VY13F



**AUSSIE 10 LITRE WET/DRY VAC**  
**\$398 + GST**

- 1200 watt, heavy duty bypass motor options
- Impact resistant polypropylene barrel
- Heavy duty wheel kit
- Professional 32mm accessory kit
- Reusable **Microweb 99.9% filtration** cloth filter
- 7 metre durable power cable





# Industrial Strength Wet/Dry Vacs for Industrial Clean Up

Industrial wet/dry vacuum cleaners ranging in capacity from 30 litres through to 75 litres, available with either 1, 2 or 3 motor combinations.

- Choice of one, two or three 1200 watt, heavy duty bypass motor options
- Impact resist polypropylene barrel
- Heavy duty wheel kit
- Professional accessory kit
- Reusable Microweb 99.9% filtration cloth filter
- 7 metre durable power cable
- Machines come with standard 40mm accessories except Jumbo which comes standard with 50mm and 90mm accessories



**FREE  
MICROWEB FILTER  
VALUED AT \$169**

**5year  
VAC WARRANTY**

## Applications

- Large warehouses & factories
- School/college workshops
- Council workshops
- Woodwork & metalwork workshops
- Industrial cleanup
- Produce packing clean up
- Building sites

Model	Capacity (litres)	Motor	Water Lift (head) (mm)	Air Flow (m³/h)	Air Flow (l/s)	Weight (kg)	List Price exc GST
Clean Air VC44	30	1 x 1200w 240v bypass	2200 (215bar)	250	70	12	\$699
Clean Air VS61	50	1 x 1200w 240v bypass	2200 (215bar)	250	70	22	<del>\$985</del>
Clean Air VS72	75	2 x 1200w 240v bypass	2400 (235bar)	425	119	28	<del>\$1,284</del>
Clean Air VS72MX	75	2 x 1200w 240v bypass	As VS72 with pump out system				\$3,658
Clean Air VS73	75	3 x 1200w 240v bypass	2600 (255bar)	645	181	31	\$1,480
Clean Air Jumbo (VS83)	75	3 x 1200w 240v bypass	2600 (255bar)	645	181	31	\$1,892

**NOW \$803 +GST**

**NOW \$968 +GST**

## AUSSIE VL450 INDUSTRIAL CARPET EXTRACTOR.

A heavy duty carpet extractor designed for domestic and commercial applications. Forces detergent water deep into the carpet then extracts dirty water into the recovery tank. Units feature a 50 litre stainless steel recovery tank, and 30 litre polypropylene solution tank mounted on a manoeuvrable trolley, carpet extractor tool and upholstery tool.

Model	Capacity (litres)	Motor	Pump	Water Lift (head) (mm)	Air Flow (m³/h)	Air Flow (l/s)	Weight (kg)	List Price exc GST
VL450	50	2 x 1200w 240v bypass	1/3 HP Shurflo	2400	(60 psi)	119	33	\$2,469



VL450

## DRUM VAC

A 200 litre drum wet/dry vac that gives you the suction and capacity needed for workshop cleanup.

- Three 1200 watt, heavy duty bypass motors
- Heavy duty steel collar
- Adapts to standard 200 litre drums
- Wet/dry suction
- Huge air flow
- 200 litre drum supplied with kit
- Heavy duty professional
- 40mm accessories
- Option of both 50mm and 90mm jumbo accessories



AUSSIE  
DRUMVAC

Model	Capacity (litres)	Motor	Accessory size (mm)	Water Lift (head) (mm)	Air Flow (m³/h)	Air Flow (l/s)	Weight (kg)	List Price exc GST
Aussie Drum Vac	200	3 x 1200w 240v bypass	40	2600	645	181	63	\$2,612
Jumbo Drum Vac	200	3 x 1200w 240v bypass	50 & 90	2600	645	181	63	\$2,839
Trolley	(for ease of movement of full drums, 2 pneumatic tyres, drum security chain)							\$630

**FREE  
MICROWEB FILTER  
VALUED AT \$169**

SUBURB	NAME	PHONE	SUBURB	NAME	PHONE	SUBURB	NAME	PHONE
<b>NSW</b>			CAPALABA	The Mower Place	07 3107 2705	<b>VIC</b>		
ARMIDALE	Armidale Pumps & Irrigation	02 6771 1645	CHARLEVILLE	Tas Mini Motors	07 4654 1732	ALBURY	Marks Spray Barn	02 6025 8862
BATHURST	Brabhams Outdoor Power Centre	02 6331 2818	CHARTERS TOWERS	Towers Power Equipment	07 4787 1923	ARARAT	Ararat Mower Centre	03 5352 5262
BEGA	Bega Agricultural Services	02 6492 1711	CHINCHILLA	Jacksons Parts'n Industrial Supplies	07 4669 1244	BACCHUS MARSH	Bacchus Marsh Farm Supp.	03 5366 0600
BOGGABRI	Pursehouse Rural	02 6743 4303	CLERMONT	Clermont Hyd & Bearing	07 4983 3683	BAIRNSDALE	Brown Wigg	03 5152 1313
BOMADERRY	Southern Water Company	02 4423 2840	CLIFTON	Pursehouse Rural	07 4612 3555	BALLARAT	Deutscher Outdoor Power Equipment	03 5339 4437
BOURKE	Darling Irrigation	02 6872 2922	CLONCURRY	Brodie Hardware	07 4742 1414			
BRAIDWOOD	Landmark	02 4842 2405	COOKTOWN	Cooktown Small Engine Repairs	07 4069 5599	BENDIGO	Statewide Irrigation	03 5441 5977
BUNGENDORE	Bungendore Rural Services	02 6238 1517	COOROY	Daddow's Honda Cooroy	07 5447 6133	BRAESIDE	Energy Eco	03 5655 2887
CARLINGFORD	Prompt Mower Service	02 9872 1841	DALBY	Water Dynamics	07 4662 0600	BRIM	WG & SF McPherson	03 5390 4210
CASINO	Lanson Trading	02 6662 1609	EMERALD	Emerald Air Starters & Equipment	07 4987 5488	CLAYTON	Transcrete Australia	03 9544 0022
COFFS HARBOUR	Advanced Pumping & Irrigation	02 6652 1366	EMERALD	Kel's Chainsaw & Small Motors	07 4982 4701	COBURG	Australian Mower Supply	03 9350 1668
COOMA	Cooma Power Equipment	02 6452 2622	GATTON	Superior Irrigation Services	07 5462 3510	COHUNA	Jakab Motors Cohuna	03 5456 4620
COONABARABRAN	Pursehouse Rural	02 6849 2330	GLADSTONE	Isenring Electrics	07 4972 1088	CRANBOURNE	Fords Mower Mart	03 5995 1133
CROOKWELL	Crookwell Hire	02 4832 1609	GOONDIWINDI	Water Dynamics	07 4671 0800	DAYLESFORD	Statewide Irrigation	03 5348 2649
DEE WHY	Allmowers	02 9982 8574	GYMPIE	Outdoor Power Centre	07 5482 4924	ECHUCA	Stihl Shop	03 5480 9566
DRUMMOYNE	Sydney Mowers	02 9181 3509	HELENSVALE	Mower World	07 5573 4388	GROVEDALE	Mowers Galore	03 5244 0620
DUBBO	Sprayer Barn	02 6882 0313	HERVEY BAY	Advanced Water Technologies	07 4194 2887	HAMILTON	Barry Francis	03 5551 4999
ERINA	Parsons Outdoor Power Equip	02 4367 6800	HERVEY BAY	Aussie Mower Centre	07 4125 3152	HASTINGS	Hastings Mowers	03 5979 1382
FORBES	Frank Spice	02 6851 1755	HUGHENDEN	Hughenden Motorcycles	07 4741 0100	HOPPERS CROSSING	Mowers Galore	03 8360 8109
FYSHWICK	Auto Basics	02 6280 6075	INNISFAIL	NQ Power Equipment	07 4061 1941	HORSHAM	Westvic Agspray	03 5382 6400
GILGANDRA	Millers Machinery	02 6847 8100	JIMBOOMBA	Pump Service Industries	07 5546 0904	KEILOR	Keilor Mower Service	03 9336 7727
GLOUCESTER	Campbell Engineering	02 6558 1701	KENMORE	The Mower Place	07 3503 8821	KENSINGTON	Symonds Industrial Engine	03 9376 4333
GOULBURN	Goulburn Water Systems	02 4822 0672	LABRADOR	Quality Pumps & Irrigation	07 5537 9419	KILSYTH	Sprinkler Fix	03 9761 8955
GRIFFITH	Griffith Motor Cycle Centre	02 6962 4677	LONGREACH	Centretune Motorcycles	07 4658 0800	LAKE BOLAC	Gorst Rural Supplies	03 5350 2440
GULGONG	Midwest Valves & Controls	02 6374 2808	MACKAY	Dowdens Pumping Sales & Service	07 4969 4949	LEONGATHA	Phazer Electrical	03 5662 2522
GUNNEDAH	NFS Agribusiness	02 6742 7771	MACKAY	McGinns	07 4957 2261	MAFFRA	Brown Wigg	03 5141 1544
HAY	Crightons Rural Engineering	02 6993 1768	MANSFIELD	Dowdens	07 3828 7000	MANSFIELD	Mansfield Chainsaw & Mower	03 5775 2711
HORNSBY	Stihl Shop Hornsby	02 9477 3311	MAREEBA	Think Water	07 4092 7788	MILDURA	Enzed Mildura	03 5021 1505
HOXTON PARK	Prompt Mower Service (South West)	02 8783 6366	MARYBOROUGH	Kingston's Rural Supplies	07 4121 6634	MOE	Valley Pumps & Irrigation	03 5126 1107
INGLEBURN	Ingleburn Village Mowers	02 9605 1100	MELROSE	Pursehouse Rural	07 4693 0188	MT EVELYN	Yarra Valley Ag	03 9735 5233
INVERELL	Arlington	02 6722 3151	MILLMERRAN	David Evans Group	07 4695 1299	MT WAVERLY	Mt Waverley Mower Service	03 9807 1767
ISLINGTON	Newcastle Chainsaws & Mowers	02 4961 1332	MORAYFIELD	The Stihl Shop Morayfield	07 5497 8844	NORTH GEELONG	Mowers Galore	03 5272 1066
JUNEE	J.J.S. Glass & Co.	02 6924 1633	MOSSMAN	Vics Mowers	07 4098 3462	NUMURKAH	Peter Hill Honda	03 5862 3000
LAKE CARGELLIGO	Marland Engineering	02 6898 1336	MOUNT ISA	Total Eden	07 4743 9943	PAKENHAM	Pakenham Pumps	03 5941 1810
LEETON	Eurells Of Leeton	02 6953 2999	MOUNT OSSA	Mount Ossa Rural	07 4958 8001	ROBINVALE	Auto Pro Robinvale	03 5026 4055
LISMORE	Ongmac Trading	02 6621 5981	MURGON	Murgon Tyre & Auto	07 4168 1668	ROCHESTER	Rochester Motor Cycles	03 5484 1745
LITHGOW	R&A Chainsaw & Mower Supplies	02 6352 3014	NAMBOUR	TISCA	07 5441 5677	SALE	Brown Wigg	03 5144 4441
LONDONDERRY	Londonderry Mowers	02 4578 8800	NERANG	Hinterland Mowers	07 5578 1999	SEYMOUR	Mitchell Irrigation	03 5792 3130
MITTAGONG	WH Ireland & Sons	02 4872 1999	PITTSWORTH	Lindenbergl & Co	07 4693 1322	SHEPPARTON	Bertoli Farm Machinery	03 5821 3299
MOREE	Thomas Lee Motorcycles	02 6752 3566	PROSERPINE	Farm HQ	07 4945 2733	SOUTH	Rotary Mower Service	03 9699 8088
MORISSET	Parsons Outdoor Equipment	02 4973 3606	ROCKHAMPTON	Dowdens	07 4923 6969			
MULLALEY	Pursehouse Rural	02 6743 7810	ROCKHAMPTON	Norocco	07 4928 7777	STAWELL	Stawell Lawnmower Centre	03 5358 4668
MURWILLUMBAH	Murwillumbah Mowers	02 6672 3272	ROMA	Dore Power Equipment	07 4622 1377	SWAN HILL	Swan Hill Power Products	03 5032 2116
NAROOMA	Clear Blue Hydraulics	02 4476 8371	SALISBURY	Total Eden	07 3275 1633	SWAN HILL	Think Water	03 5032 9296
NARRABRI	Pursehouse Rural	02 6792 1911	SARINA	Farm HQ	07 4956 2139	WANGARATTA	Wangaratta Saw & Lawn Mowing	03 5721 3310
NARRANDERA	Eurells Of Narrandera	02 6959 2949	SOUTH TWEED	Mower City	07 5524 4855	WARRAGUL	Farm Depot	03 5624 0222
NARROMINE	Darling Irrigation	02 6889 1616	SPRINGSURE	Noffkes' Rural Real Estate & Livestock	07 4984 1225	WHITTLESEA	Godings	03 9716 9000
NORTH MANLY	Pittwater Mowers	02 9939 6729	ST GEORGE	Myla Motors	07 4625 4186	YARRA GLEN	Yarra Glen Mower & Tractor	03 9730 1988
PARKES	Frank Spice Auto Repairs	02 6862 2244	STANTHORPE	4 Water Suppliers	07 4681 0955	YARRAM	Brown Wigg	03 5182 5148
PORT MACQUARIE	Rock Motorcycles	02 6583 6655	STRATHPINE	DJs Mower Service	07 3205 4850			
QUEANBEYAN	Graham's Building Equipment	02 6297 4924	STRATHPINE	Total Eden	07 3205 1340	<b>WA</b>		
QUIRINDI	Pursehouse Rural	02 6746 1633	TOOWOOMBA	Water Dynamics	07 4690 6300	ALBANY	Southern Tool & Fastener Co	08 9841 1844
RAYMOND TCE	Newcastle Chainsaws & Mowers	02 4987 3837	TOWNSVILLE	Advanced Irrigation	07 4779 2677	BROOME	Motor Cycles & Small Engines	08 9193 5191
ROUSE HILL	Prompt Mower Service	02 8824 9200	TOWNSVILLE	Rising Sun Honda	07 4779 0211	BUSSELTON	Geographie Saws & Mowers	08 9754 1763
SCONE	Scone Outdoors	02 6545 3033	VICTORIA POINT	Victoria Point Mower Centre	03 3207 0122	CANNING VALE	Beacon Equipment	08 9456 5811
SINGLETON	Hunter Irrigation & Water Solutions	02 6572 1433	WARWICK	Warwick Mower Centre	07 4661 1761	COLLIE	Collie Mowers & More	08 9734 1617
TEMORA	Intersales	02 6977 1933	WINTON	Central Motors	07 4657 1256	ESPERANCE	Farm & General	08 9072 0888
TERREY HILLS	Pittwater Mowers	02 9986 1226				FRANKLAND RIVER	Frankland General Store	08 9855 2265
TORONTO	Parsons Outdoors Toronto	02 4950 5225	<b>SA</b>			GERALDTON	Fleet Hydraulics	08 9921 5440
TUMUT	Rauter Electric	02 6947 2291	ALDGATE	Aldgate Pump Sales & Service	08 8339 6577	GNOWANGERUP	Gnowangerup Farmworks	08 9827 1300
TWEED HEADS STH	Tweed Coast Pumps & Irrigation	07 5523 1410	CEDUNA	Ceduna Machinery	08 8625 2999	JERRAMUNGUP	Hassell District Traders	08 9835 1088
ULLADULLA	Ken Matthews Auto & Marine	02 4455 1645	CLARE	Cox Rural	08 8842 1631	KATANNING	Katanning Motorcycles	08 9821 2188
UNANDERRA	Integrity Pumps & Engineering	02 4271 3898	CLEVE	Pringles Ag Plus	08 8628 2150	KELMSCOTT	Armadale Mower World	08 9497 1399
WAGGA WAGGA	Harveys Mowers & Chainsaws	02 6925 2234	CUMMINS	Cummins Mower & Motorcycles	08 8676 2044	KOJONUP	Hiway Sales & Service	08 9831 1045
WARREN	Western Farm Machinery	02 6847 3422	LONG PLAINS	MD & LA Sharman	08 8527 0000	KULIN	Gangells Ag Solutions	08 9880 1292
WEE WAA	Ultra Lubricants	02 6795 4333	LOXTON	Loxton Motorcycle Centre	08 8584 7698	KUNUNURRA	Allgear Motorcycle & Small Engine Centre	08 9169 1335
WEST WYALONG	Western Motors	02 6972 2629	MINLATON	Kingsway Welding	08 8853 1153			
WODONGA	Norwood Ag	02 6040 1111	MOUNT BARKER	Mount Barker Landscape Centre	08 8391 1068	LAKE GRACE	SBM Tyre & Mechanical	08 9865 1301
YOUNG	Powderly's Pumping & Irrigation	02 6382 4566	MURRAY BRIDGE	Daish Irrigation	08 8532 2711	MERREDIN	Ron Bateman & Co	08 9041 1777
			PARINGA	Hoods Tractors & Implements	08 8595 5388	MIDLAND	The Honda Shop	08 9274 3555
<b>NT</b>			PORT PIRIE	One Stop Water Shop	08 8633 0446	MYAREE	Prestige Honda Melville	08 9317 5777
PINELANDS	Southern Cross Darwin	08 8932 2022	WAIKERIE	Waikerie Honda	08 8541 2500	PINGARING	Pingaring Ag Solutions	08 9866 8014
			WHYALLA	Delmac Power Equipment	08 8645 0415	TINCURRIN	Tincurrin Rural Traders	08 9883 2026
<b>QLD</b>						VARLEY	Varley Ag Solutions	08 9875 1200
ALLORA	Pursehouse Rural	07 4666 3290	<b>TAS</b>			WELSHPOOL	Hempfield Small Motors	08 9451 4833
BEERWAH	The Big Mower	07 5494 6151	DEVONPORT	Stihl Shop Devonport	03 6424 1199	YORK	The Farm Shop	08 9641 1202
BILOELA	Think Water Callide Valley	07 4992 1955	HOBART	Hollander Imports	03 6234 5799			
BLACKWATER	Country Co	07 4982 5122	KING ISLAND	G Morris Farm Services	03 6462 1121			
BOWEN	Carmichael Ford	07 4786 1922	KINGSTON	TankTec	03 6267 9554			
BROWN PLAINS	The Mower Place	07 3107 2709	LAUNCESTON	Glasgow Engineering Co	03 6331 3499			
BUNDEBERG	Sunfam	07 4152 4166	LAUNCESTON	Tas Chainsaws And Mowers	03 6343 0077			
CABOOLTURE	Suncoast Rural and Water	07 5432 4511	SCOTTSDALE	McPherson Chainsaws & Mowers	03 6352 2957			
CAIRNS	Cairns Honda	07 4031 9188	SMITHTON	Tas Farm Equipment	03 6452 1222			
CALLIOPE	Calliope Rural Traders	07 4975 7475	SOMERSET	Irrigation Tasmania	03 6435 1073			



## AUSTRALIAN PUMP INDUSTRIES Pty Ltd

ABN 79 061 619 234

7 Gladstone Road, Castle Hill NSW 2154 Ph: (02) 8865 3500 Fax: (02) 9894 4240

**aussiepumps.com.au** email: info@aussiepumps.com.au



All prices listed exclude GST and are recommended prices only. Freight, insurance, pre delivery and installation costs are excluded. Prices are effective from 1/4/2012 but are subject to change without notice. Photos are for illustration purposes only and may show accessories and options not included in the price. All items in this catalogue have been included in good faith based on our knowledge of product availability at the time of publication. Failure of suppliers to deliver may result in some lines being unavailable. Some products may not be stocked by all participating dealers. Australian Pump reserves the right to change specifications and recommended prices without notice.