



CHEMINÉES  
PHILIPPE  
AUSTRALIA



# Celebrating 30 years of heating Australia's most beautiful homes

Cheminees Philippe fireplaces' honour the beauty of fire; with a vision and philosophy to create luxury fireplaces. A French fireplace manufacturer who is dedicated to providing heating solutions that not only reduces your home's energy consumption but also provides elegance, warmth and a relaxing ambience.

For more than 34 years, Cheminees Philippe has been at the forefront of modern fireplace design in Australia, collaborating with Australia's top architects and designers to create unique fireplace designs for Australia's award winning and celebrated homes.


Europe's leading fireplace manufacturer, and the world's first designer of a lift up door fireplace, Cheminees Philippe creates

a fireplace experience like no other. Their unique and unsurpassed collection of designer fireplaces are engineered to combine supreme style, high performance, efficiency and safety in wood heating.

All products have been manufactured to comply with strict European energy rating standards and as proud members of the Australian Home Heating Association, follow all government rules and regulations for the manufacture and supply of quality home heating products.

Whether you are a home builder/renovator, designer or architect we invite you to take inspiration from Cheminees Philippe's bespoke collection to create a beautiful, functional and value added fireplace for any home.





# Features and Benefits

- **Proud heritage - 100% French designed and manufactured** – With over 50 years' experience they lead the world in slow combustion/open fire heating technology and fireplace design. Exported to over 30 countries.
- **The best of both worlds** – Creators of the original dual opening door fireplace for fireside enjoyment. Glide the door up for real open fire ambience and relaxation. Slide the door back down to convert to efficient, energy saving, slow combustion heating.
- **Advanced technology/high performance** – Durable, heavy duty cast iron construction and unique heat transmission fins for excellent heat transfer. **Advanced air supply system** with damper and air control mechanism to adjust burn rate and heat efficiency. Large ceramic glass doors provides safe and secure operation when left unattended. **Easy to clean** with removable ash pan and grate.
- **Reduced energy costs** – Designed with **excellent dual combustion heating system** to provide both radiant and natural convected heat with less wood consumption, maximum heat and low smoke emissions.
- **Multi-room heating advantage** – Reduce home heating costs by optimising the high heat output of Cheminees Philippe's dual combustion system and transferring it to other areas of your home, with ease and efficiency, using the flexible hot air ducting system.
- **New designs, more choice** – Ever expanding collection of single, double, triple and corner view fireboxes, perfect for new builds, renovations and fireplace refurbishment. Can also be left freestanding or installed into existing fireplace.
- **Award-winning style** – The benchmark in Australian Fireplace design, they are the first choice of architects, designers and builders, featuring them in award winning homes throughout Australia, for over 30 years.
- **Care for the environment** – The Research & Development team are committed to designing and manufacturing wood heating for the future. All fireplaces are designed for the environmentally conscious and have been tested to meet the Australian standards for heating efficiency, emissions and safety.
- **100% Australian owned company** – Wignells have over 60 years' experience in the solid fuel heating industry. Importing direct from the French manufacturer and offering the most up to date information and advice, reliable after sales service and genuine spares.
- **Distributors throughout Australia.**



Kerstin Thompson Architects. Photographer: Trevor Mein

## Single sided

The **Radiante** range of single sided fireplaces form a key part of Cheminees Philippe's designer collection, expertly crafted with an unmistakable style and elegance that sets them apart.

An impressive combination of high quality cast iron and ceramic glass together with a dual combustion heating system, guarantees reliability and durability whilst delivering excellent and efficient performance.



600



692



700



700 brass



B20





*The Urban Stylist – Amanda Ayers Photographer: Derek Swalwell*

## Single sided

Cheminees Philippe's innovative, minimalist style, creates an irresistible atmosphere of functional and chic design that will integrate effortlessly into any interior.

The French provincial style and elegance of these skilfully constructed fireboxes are perfect for traditional and country hearth designs and a mantelpiece will beautifully adorn their classic lines.

Achieve an industrial inspired look by leaving the firebox exposed to make a real impact with its raw and enduring looks.



747



800



844



873



## Single sided

The imposing panoramic design of the **Radiante 1001** and **1200** and the 'avant garde' elegance of the **Radiante 2000** with an extra tall opening are stunning examples of Cheminees Philippe's creative vision and the epitome of contemporary fireplace design.

An impressive blend of aesthetic beauty and warmth, they are a practical work of art, bringing warmth and charm to a living space; a value added feature to any home.



1000



1001



1200



2000





## Corner sided

With an extraordinary passion for innovative, beautiful design and function, Cheminees Philippe introduces a stunning range of sculptured corner fireplaces.

The wide ceramic glass wraps itself around the side of the firebox to reveal the full beauty of the dancing flames, creating a visual impact from all corners of the room and offering even more hearth design possibilities.



747 2V PR



747 2V SR



873 2V PR



873 2V SR



Make Architecture. Photographer: Peter Bennetts



## Double sided

Extend the enjoyment of a beautiful, cosy log fire to more than one living space with a double sided fireplace, perfect to divide and heat a large area, whilst still maintaining a light, open visual flow between the spaces.

Conceived and designed with flexibility in mind, Cheminees Philippe's stunning double-sided cast iron fires also function beautifully as an indoor/outdoor fireplace.

The double sided fireplace is a fabulous designer feature, offering all kinds of inspiration and versatility for the ultra-contemporary, to the more traditional home or warehouse conversion.



846 2V



1001 DF



1200 DF





Moloney Architects. Michael Kai Photography

## Triple sided

Cheminees Philippe fireplaces are revered for their uniqueness and excellent heating ability. An impressive combination of cast iron and glass, the triple sided fireplace emits a natural warmth that radiates as much from the design as it does from the fuel source.

Placed in the middle of a room or to one side to create an impressive room divider, the **Radiante 846 3V** has all the hallmarks and qualities to produce a stunning focal point.

The minimalist and sleek design of Cheminees Philippe's range of modern fireplaces offers all kinds of inspiration. Suitable for the modern interior and bespoke fireplace options.



846 3V



700 3V



930



### Horama

The Horama fireboxes epitomise all of Cheminees Philippe's values: design, quality, efficiency, comfort and safety. The new classic, streamlined firebox integrates beautifully into the modern architecturally designed home and fits superbly with classic décor too.

The Horama's quality cast iron firebox distributes the heat efficiently throughout the room, whilst the large, wide window provides mesmerising views of the dancing flames, creating an irresistible atmosphere of beauty and radiant warmth.







### Eden

Cheminees Philippe combines striking elegance and strong functionality with the charm of the Eden fireplace. A beautifully sculptured fireplace, its smooth, curved lines fits neatly against a wall or into a corner without dominating the décor. The high pedestal accentuates the generously-designed glass window offering a perfect view of the fire.

The option of an invisible rotating base allows you to turn the fire to a position that can be enjoyed from anywhere in the room, an ideal feature in an open area or between two spaces.

The Eden entices you to get cosy by the fire, with the excellent heating efficiency Cheminees Philippe is renowned for.





### Celon

Cheminees Philippe introduces a new generation of efficient wood burning heaters with their new cubic fire. The Celon makes an impressive statement with its robust, clean lines and elevated view of the fire.

Offering all the features of a safe, efficient and clean burning wood fire, the Celon creates an atmosphere of undeniable charm and warmth.

At home in a contemporary or rustic setting, the Celon is compact enough to blend beautifully into any décor.







### Radiante 600 Primo

Construction all cast iron and ceramic glass heat resistant to 800 deg c.  
Single sided view of fire  
Weight: 165 kg  
Flue Size: 230mm or 9"  
Est. maximum heat output up to 220 sq m.  
Single opening door mechanism – lateral (side)



### Radiante 692

Construction all cast iron and ceramic glass heat resistant to 800 deg c.  
Single sided view of fire  
Weight: 165 kg  
Flue Size: 230mm or 9"  
Est. maximum heat output up to 220 sq m.  
Single opening door mechanism – lateral (side)



### B 20

Construction all cast iron with ceramic glass heat resistant to 800 deg c.  
Single sided view of fire  
Weight: 222 kg  
Flue Size: 230mm or 9"  
Est. maximum heat output up to 320 sq m.  
Dual opening door mechanism – lateral & vertical



### Radiante 700 / 700 Brass

Construction all cast iron and ceramic glass heat resistant to 800 deg c.  
Single sided view of fire  
Weight: 222 kg  
Flue Size: 230mm or 9"  
Est. maximum heat output up to 300 sq m.  
Dual opening door mechanism – lateral & vertical  
Options: Antique brass door profile



### Radiante 700 3V

Construction all cast iron with ceramic glass heat resistant to 800 deg c.  
Triple sided view of fire  
Weight: 210 kg  
Flue Size: 230mm or 9"  
Est. maximum heat output up to 300 sq m.  
Dual opening door mechanism – lateral & vertical  
Option: Antique brass door profile



### Radiante 747

Construction all cast iron with ceramic glass heat resistant to 800 deg c.  
Single sided view of fire  
Weight: 225 kg  
Flue Size: 230mm or 9"  
Est. maximum heat output up to 320 sq m.  
Dual opening door mechanism – lateral & vertical



### Radiante 747 2V SR

Construction all cast iron with ceramic glass heat resistant to 800 deg c.  
Corner sided view of fire  
Weight: 225 kg  
Flue Size: 230mm or 9"  
Est. maximum heat output up to 320 sq m.  
Single opening door mechanism – lateral (side)  
Options: Choice of left or right hand side glass




### Radiante 747 2V PR

Construction all cast iron with ceramic glass heat resistant to 800 deg c.  
Corner sided view of fire  
Weight: 225 kg  
Flue Size: 230mm or 9"  
Est. maximum heat output up to 320 sq m.  
Dual opening door mechanism – lateral (side) & vertical  
Options: Choice of left or right hand side glass



### Radiante 800

Construction all cast iron with ceramic glass heat resistant to 800 deg c.  
Single sided view of fire  
Weight: 180 kg  
Flue Size: 230mm or 9"  
Est. maximum heat output up to 260 sq m.  
Single opening door mechanism – lateral (side)





### Radiante 844

Construction all cast iron with ceramic glass heat resistant to 800 deg c.  
Single sided view of fire  
Weight: 264 kg  
Flue Size: 230mm or 9"  
Est. maximum heat output up to 340 sq m.  
Dual opening door mechanism – vertical & folds forward



### Radiante 873

Construction all cast iron with ceramic glass heat resistant to 800 deg c.  
Single sided view of fire  
Weight: 269 kg  
Flue Size: 230mm or 9"  
Est. maximum heat output up to 340 sq m.  
Dual opening door mechanism – lateral (side) and vertical



### Radiante 873 2V PR

Construction all cast iron with ceramic glass heat resistant to 800 deg c.  
Corner sided view of fire  
Weight: 269 kg  
Flue Size: 230mm or 9"  
Est. maximum heat output up to 340 sq m.  
Dual opening door mechanism – lateral (side) & vertical  
Options: Choice of left or right hand side glass



### Radiante 873 2V SR

Construction all cast iron with ceramic glass heat resistant to 800 deg c.  
Corner sided view of fire  
Weight: 269 kg  
Flue Size: 230mm or 9"  
Est. maximum heat output up to 340 sq m.  
Single opening door mechanism – lateral (side)  
Options: Choice of left or right hand side glass



### Radiante 846 2V

Construction all cast iron and ceramic glass heat resistant to 800 deg c.  
Double sided view of fire  
Weight: 237 kg  
Flue Size: 230mm or 9"  
Est. maximum heat output up to 300 sq m.  
Dual opening door mechanism both sides – vertical & lateral



### Radiante 846 3V

Construction all cast iron and ceramic glass heat resistant to 800 deg c.  
with black profile  
Triple sided view of fire  
Weight: 230 kg  
Flue Size: 230mm or 9"  
Est. maximum heat output up to 300 sq m.  
Dual opening door mechanism both sides – lateral & vertical





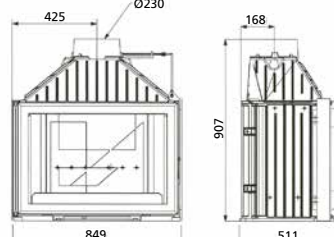
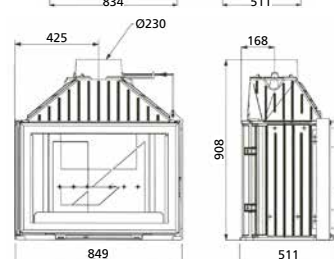
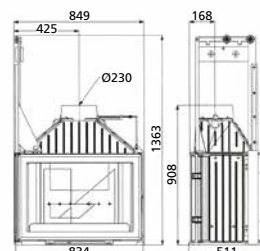
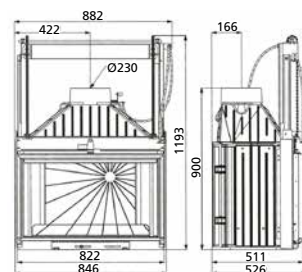
### Radiante 930

Construction all cast iron with ceramic glass heat resistant to 800 deg c.  
Bay fronted window  
Weight: 250 kg  
Flue Size: 230mm or 9"  
Est. maximum heat output up to 300 sq m.  
Dual opening door mechanism – lateral & vertical



### Radiante 1000

Construction all cast iron and ceramic glass heat resistant to 800 deg c.  
Single sided view of fire  
Weight: 350 kg  
Flue Size: 255 mm or 10"  
Est. maximum heat output up to 400 sq m.  
2 x swing opening door mechanism

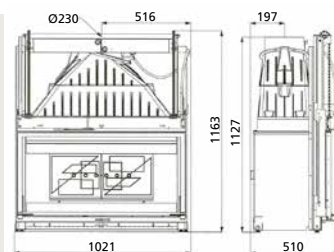






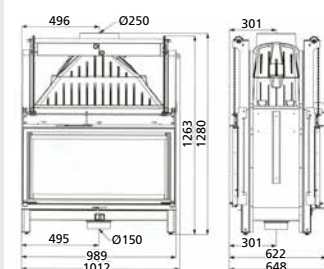
### Radiante 1001

Construction all cast iron and ceramic glass heat resistant to 800 deg c.  
Single sided view of fire  
Weight: 260 kg  
Flue Size: 230mm or 9"  
Est. maximum heat output up to 300 sq m.  
Dual opening door mechanism – vertical & folds forward



### Radiante 1001 DF

Construction all cast iron and ceramic glass heat resistant to 800 deg c.  
Double sided view of fire  
Weight: 260 kg  
Flue Size: 250mm or 10"  
Est. maximum heat output up to 300 sq m.  
Dual opening door mechanism both sides – vertical & folds forward



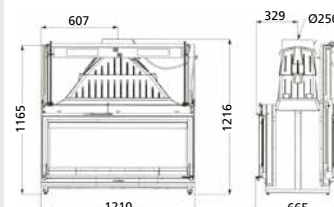
### Radiante 1200

Construction cast iron and steel with ceramic glass heat resistant to 800 deg c.  
Single sided view of fire  
Weight: 238 kg  
Flue Size: 230mm or 9"  
Est. maximum heat output up to 280 sq m.  
Dual opening door mechanism – forward & vertical




### Radiante 1200 DF

Construction cast iron and steel with ceramic glass heat resistant to 800 deg c.  
Double sided view of fire  
Weight: 238 kg  
Flue Size: 250mm or 10"  
Est. maximum heat output up to 280 sq m.  
Dual opening door mechanism one side – forward & vertical



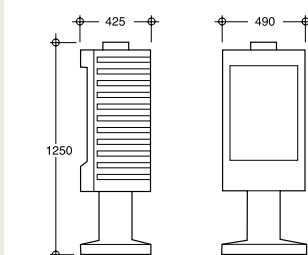
### Radiante 2000

Construction all cast iron and ceramic glass heat resistant to 800 deg c.  
Single sided view of fire  
Weight: 195 kg  
Flue Size: 230mm or 9"  
Est. maximum heat output up to 250 sq m.  
Single opening door mechanism – lateral (side)



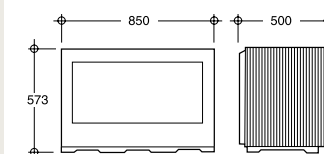
### Eden

Construction all cast iron and ceramic glass heat resistant to 800 deg c.  
Single sided view of fire  
Weight: 199 kg  
Flue Size: 150mm or 6"  
Est. maximum heat output up to 150 sq m.  
Single opening door mechanism – lateral (side)  
Optional rotating base



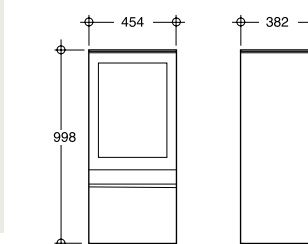
### Horama

Construction all cast iron and ceramic glass heat resistant to 800 deg c.  
Single sided view of fire  
Weight: 199 kg  
Flue Size: 150mm or 6"  
Est. maximum heat output up to 300 sq m.  
Single opening door mechanism – lateral (side)



### Celon

Construction cast iron firebox, outer skin steel and ceramic glass heat resistant to 800 deg c.  
Single sided view of fire  
Weight: 160 kg  
Flue Size: 150mm or 6"  
Est. maximum heat output up to 120 sq m.  
Single opening door mechanism – lateral (side)





*Rachcoff Vella Architecture. Photographer: Shannon McGrath*

CHEMINÉES  
PHILIPPE  
AUSTRALIA

National Distributors: **Wignells of Melbourne Pty Ltd**

**Showroom & Head Office:** 430 Johnston Street, Abbotsford, Victoria 3067

**Telephone:** 03 9417 3315 **Fax:** 03 9416 0262

**Email:** [sales@wignells.com.au](mailto:sales@wignells.com.au) [www.chemphilaust.com.au](http://www.chemphilaust.com.au)