

Refrigeration & Wine Cellars



LIEBHERR

Quality, Design and Innovation



ECBN 6256

Ten good reasons to choose Liebherr

1

Experience counts

A specialist in refrigeration and freezer technology, Liebherr has been designing, developing and manufacturing pioneering food storage solutions for more than 60 years. Very few refrigeration appliance manufacturers secure greater brand loyalty from its customers than Liebherr and knowing this motivates us to keep on delivering appliances that merit their confidence and trust.

2

Optimum product quality

To guarantee consistent product quality Liebherr always uses the very best materials and components in the manufacture of its appliances. Every appliance is tested for quality and functionality during the production process. Continual product development, optimised components, and superb workmanship ensure that Liebherr's reputation for quality and long-lasting appliances is never in doubt.

3

Classic design

Liebherr refrigerators and freezers meet outstanding design criteria by combining excellent materials; premium-quality stainless steel, precision electronics and exquisite GlassLine fittings. Liebherr appliances are finished with classic contours to produce a timeless elegance.

4

Perfect integration: four-point attachment

For Liebherr integrated fridges and freezers secure, durable and fault-free installation is guaranteed. All door-on-door appliances come with a special four-point attachment as standard, which are discretely concealed. Attachment brackets create a depth stop at the top and bottom. This insertion restriction ensures optimum appliance alignment and positioning in the unit. Our wall mounted integrated appliances also have two height adjustable positioning feet at the front and two levelling bars on the left/right of the floor area. This enables users to optimally position the refrigerator so that the door closes perfectly and peak refrigeration performance is achieved.

5

Environmentally friendly

Liebherr takes environmental responsibility seriously. Our ActiveGreen philosophy is applied right from the beginning of appliance development. Not only does Liebherr use the highest-quality components to build appliances that are reliable, durable and energy efficient, Liebherr also ensures all plastics are labelled for optimum recycling. Furthermore all manufacturing processes are designed to use resources efficiently, e.g. heat generated during manufacture is recycled as heat energy. All European manufacturing sites are certified in accordance with the international environmental management standard ISO 14001.

6

Outstanding energy efficiency

With innovative precision electronics and unequalled refrigeration performance Liebherr offers highly economical appliances across its product range.

7

BioFresh & BioFreshPlus

BioFresh provides the perfect climate for long lasting freshness. When stored at a temperature slightly above 0°C and at the correct humidity level, fruit and vegetables, meat, fish and dairy products all retain their vitamin content, delicate flavour and appetising appearance for significantly longer than in a standard refrigerator. BioFreshPlus allows you to set the temperature at -2°C, 0°C or +6°C with different humidity settings enabling produce from fish to tropical fruits to be stored for longer than traditional methods.

8

NoFrost – professional refrigeration quality

No more defrosting: Liebherr's NoFrost technology provides rapid, fan-assisted, frostfree freezing that gives professional-standard, long term freshness. Food is frozen by chilled circulating air and humidity is expelled, ensuring that the freezer remains ice-free and preventing produce from frosting over.

9

Awards given to the range

Liebherr appliances have been recognised by independent awards time and time again. Models in our range which have been awarded a prestigious Plus X Award for a combination of High Quality, Ease of Use, Functionality and Ecology include the SBSes 7165, CBNes 5167, SBS 7014 (SIGN 3576 & SIKB 3550 paired), ECBN 5066, WTes 5872 and WKEes 553. Other awards include the Red Dot, iF Design, Good Design and Interior Innovation Award for selected models in the Liebherr range.

10

The broadest product range

Liebherr refrigerators and freezers provide the perfect solution for food storage and freshness. Our extensive range includes side by side, bottom mount and French door appliances including freestanding, built-in underbench or integrated options. Liebherr also offer a large range of premium wine cellars for wine connoisseurs including freestanding, built-in and underbench styles.



Get Connected

Fun & Informative Apps!

Visit your App Store and download our free Liebherr apps (not all apps available for Android users). Search 'Liebherr' and you will discover our fun 'Smoothies & Ice' and 'Kitchen Photo Designer' apps and 'BioFresh' & 'WineGuide' informative apps.



Kitchen Photo Designer

Practical kitchen planner: choose your favourite fridge, photograph it in your kitchen, adapt and send by email.



BioFresh

Useful information about optimised food storage, vitamins and minerals.



WineGuide

Take a look at the features of Liebherr wine cellars, includes an overview of Bordeaux wines, their producers and vintages.




Smoothies & Ice

Discover delicious smoothie recipes or have fun with touch screen ice cubes, which can be moved or crushed as they tumble down your screen.



Integrated Appliances

View our informative integrated appliances video online now:



LiebherrAppliancesAU



liebherraus



liebherr_appliances



Liebherr:Andi-Co Australia



Liebherr AppliancesAU

| | |
|----------------------------------------|----|
| BioFresh & BioFreshPlus | 6 |
| Freestanding Refrigeration | 8 |
| Glossary | 11 |
| Side By Side Combinations | 12 |
| French Door | 16 |
| Bottom Mount | 17 |
| Integrated Refrigeration..... | 18 |
| Glossary | 21 |
| French Door | 22 |
| Bottom Mount 91cm & 75cm | 23 |
| Underbench..... | 25 |
| Bottom Mount 60cm | 28 |
| Wine Cellars & Beverage Centres | 34 |
| Glossary | 37 |
| Freestanding | 38 |
| Underbench..... | 42 |
| Built-In | 44 |
| Indoor & Outdoor Beverage Centres..... | 45 |
| Freestanding Barrique | 46 |
| Technical Information..... | 50 |
| Specifications | 52 |
| Installation Diagrams | 58 |
| Important Information..... | 61 |
| Customer Care..... | 62 |

BioFresh & BioFreshPlus



ENJOY HEALTHY FOOD

Enjoying healthy meals is easy to achieve when using fresh foods that provide vitamins, mineral nutrients and trace elements our bodies need everyday.

Fresh food supplies energy, strengthens the immune system, boosts your metabolism and can even help put you in a good mood. Quite simply, the fresher the produce is when it is prepared, the more nutritious it is. Therefore it is not only important to buy really fresh food but also to ensure it is perfectly stored whilst at home.



BioFresh

Not all types of food need the same temperature and humidity, so Liebherr introduced an additional temperature zone 'BioFresh', where many types of food can be kept fresh up to three times longer than in a traditional refrigerator compartment. Keeping the temperature accurately at 0°C combined with high humidity results in fruit and vegetables staying fresher for longer, while a dry environment is ideal for storing meat, fish and dairy products.

With BioFresh, not only is the appearance and fresh flavour maintained but first and foremost, the valuable vitamins and minerals our bodies crave are preserved much longer. Research* revealed benefits of a BioFresh drawer compared to a normal refrigerator included 92% higher vitamin C values, with some foods even showing an increase in vitamin C content. Weight retention during storage was also increased by 68.3% on average and wastage in preparation was significantly reduced.

BioFreshPlus for added flexibility

BioFreshPlus technology provides greater flexibility and control for ideal food storage conditions, particularly for temperature sensitive tropical fruits, the types we often place in a fruit bowl on the kitchen bench. With its independent electronic control system the temperature can be set at -2°C (fish), 0°C or +6°C (tropical fruits).

Meat and dairy products

Low humidity and a temperature just above freezing point are the ideal storage conditions for meat and dairy products. BioFresh with the DrySafe setting provides this type of climate and keeps it constant at all times.

Fruit and vegetables

Fruit and vegetables are best kept in the HydroSafe with high humidity. A precision electronic control system ensures the temperature is maintained at just above 0°C, preventing damaging frostbite.

Fish

The ideal storage temperature for fish and seafood is at freezing point. For true fish enthusiasts, the new BioFreshPlus technology provides greater flexibility and control. With its independent electronic control system the temperature in the top compartment can be adjusted to -2°C, this together with the DrySafe setting makes the ideal environment for keeping fish and seafood fresher for longer.

Tropical fruits

BioFreshPlus allows temperature sensitive tropical fruits to be kept fresh for an exceptionally long period of time. They are stored in perfect conditions at +6°C with high humidity in the upper adjustable drawer, retaining their healthy vitamins, aroma and appetising appearance for up to three times longer than in a conventional fridge.

*Sources: Lake Constance Research Centre for Fruit Cultivation (KOB): Influence of different climate zones in the refrigerators on the quality of fruit & vegetables. German Research Centre for Nutrition (BFE): Investigation into retaining quality of fresh fruit and vegetables, 2003.

BioFresh & BioFreshPlus Comparison

| Low Humidity Setting | Refrigerator | BioFresh | BioFreshPlus |
|----------------------------|---------------|----------------|----------------------|
| Fresh Milk | Up to 3 days | Up to 12 days | Up to 12 days (0°C) |
| Butter | Up to 30 days | Up to 90 days | Up to 90 days (0°C) |
| Soft Cheese (Brie, Fetta) | Up to 4 days | Up to 20 days | Up to 20 days (0°C) |
| Slices of Cold Meats (Ham) | Up to 1 day | Up to 9 days | Up to 9 days (0°C) |
| Fish | Up to 1 day | Up to 2 days | Up to 4 days (-2°C) |
| Poultry | Up to 1 day | Up to 6 days | Up to 6 days (0°C) |
| Egg, raw | Up to 15 days | Up to 45 days | Up to 45 days (0°C) |
| Oysters | Up to 1 day | Up to 3 days | Up to 6 days (-2°C) |
| Salmon | Up to 1 day | Up to 2 days | Up to 4 days (-2°C) |
| High Humidity Setting | Refrigerator | BioFresh | BioFreshPlus |
| Celery | Up to 13 days | Up to 28 days | Up to 28 days (0°C) |
| Cauliflower | Up to 12 days | Up to 21 days | Up to 21 days (0°C) |
| Broccoli, Lettuce, Spinach | Up to 5 days | Up to 13 days | Up to 13 days (0°C) |
| Zucchini | Up to 27 days | N / A | Up to 30 days (+6°C) |
| Peas | Up to 7 days | Up to 14 days | Up to 14 days (0°C) |
| Fennel | Up to 13 days | Up to 28 days | Up to 28 days (0°C) |
| Avocado | Up to 12 days | N / A | Up to 13 days (+6°C) |
| Carrots | Up to 50 days | Up to 80 days | Up to 80 days (0°C) |
| Garlic | Up to 80 days | Up to 160 days | Up to 160 days (0°C) |
| Herbs | Up to 6 days | Up to 13 days | Up to 13 days (0°C) |
| Leek | Up to 15 days | Up to 29 days | Up to 29 days (0°C) |
| Mushrooms | Up to 3 days | Up to 7 days | Up to 7 days (0°C) |
| Brussel Sprouts | Up to 11 days | Up to 20 days | Up to 20 days (0°C) |
| Asparagus | Up to 10 days | Up to 18 days | Up to 18 days (0°C) |
| Grapes | Up to 12 days | Up to 29 days | Up to 29 days (0°C) |
| Apples | Up to 50 days | Up to 80 days | Up to 80 days (0°C) |
| Apricots | Up to 7 days | Up to 13 days | Up to 13 days (0°C) |
| Pears | Up to 26 days | Up to 55 days | Up to 55 days (0°C) |
| Strawberries | Up to 3 days | Up to 7 days | Up to 7 days (0°C) |
| Watermelon | Up to 27 days | N / A | Up to 30 days (+6°C) |
| Peaches | Up to 5 days | Up to 13 days | Up to 13 days (0°C) |
| Plums | Up to 10 days | Up to 20 days | Up to 20 days (0°C) |
| Pineapple | Up to 23 days | N / A | Up to 27 days (+6°C) |



Broccoli + 8 days* (BioFresh)



Pineapple + 4 days* (BioFreshPlus)



Cheese + 100 days* (BioFresh)



Grapes + 17 days* (BioFresh)



Prawns + 1 day* (BioFresh)
Prawns + 3 days* (BioFreshPlus)



Raspberries + 2 days* (BioFresh)



Carrots + 30 days* (BioFresh)



Salami + 100 days* (BioFresh)



Fish + 1 day* (BioFresh)
Fish + 3 days* (BioFreshPlus)



Herbs + 7 days* (BioFresh)

Some fruit and vegetables are sensitive to cold and should not be stored in a BioFresh compartment (0°C), such as Pineapple, Avocado, Pumpkin, Zucchini, Citrus Fruits, Green Beans, Cucumbers and Eggplant. These types of food should be stored in a refrigerator drawer or where applicable, a BioFreshPlus compartment at +6°C. All values are standard and vary on an individual basis depending on the variety and proper storage with an uninterrupted cooling chain from harvesting / producer to the Liebherr BioFresh refrigerator (as at 4/08). For all foodstuffs with an expiry date, the date on the package applies.

* This information relates to storage in a BioFresh or BioFreshPlus compartment compared with a traditional refrigerator compartment.



Freestanding Refrigeration

flexibility, freshness & features





Freestanding Refrigeration Glossary

1 BioFreshPlus

Temperature settings of -2°C, 0°C or +6°C with different humidity levels enables you to store produce from fish to tropical fruits for longer.

2 BioFresh

The low humidity DrySafe is ideal for storing meat, fish and dairy products. Fruit and vegetables are best kept in HydroSafe with a high level of humidity. Precision electronics ensure the temperature is accurately maintained at just above 0°C, preventing your food from freezing. The humidity in the HydroSafe can be adjusted according to your needs.

3 Bottle Shelf - Integrated

The integrated bottle shelf is the practical and elegant answer for storing drinks. As many as five bottles can be chilled quickly and kept stored in a space-saving way.

4 FrostSafe

The transparent drawers are extra deep, sealed all around, can easily be removed and are designed so that all frozen food from large poultry to a boxed pizza will fit conveniently and neatly. With FrostSafe system, cold temperatures are generated above and below every drawer, and can be used for both freezing and storage.

5 GlassLine Storage Shelves

The attractive stainless steel trims add a finished touch to the harmonious appearance of the elegant, tough, scratch resistant and easy to clean GlassLine storage shelves. One of the glass shelves is sectioned so that the front half can slide under the other to provide room for tall containers.

6 IceMaker

Liebherr's internal IceMaker, which is permanently plumbed in, provides a constant supply of perfect ice cubes for every occasion. The IceMaker replenishes your supply automatically and can be turned off if needed.

7 MagicEye Controls

The elegant and exact MagicEye controls keep the temperature at precisely the level you select. Clearly arranged function buttons make the appliance as easy as possible to use.

8 NoFrost

Liebherr's NoFrost appliances offer professional quality refrigeration. The food is surrounded by a stream of ice cold air and quickly freezes, preserving vitamins and flavour. Excess humidity is taken out of the freezer compartment so that the appliance never frosts over. Defrosting is no longer necessary.

9 Premium Lights

Multiple LED's create an appealing and sophisticated ambience in the Premium range. Light intensity increases softly upon opening the appliance.

10 SmartSteel

The SmartSteel finish on the doors visibly reduces finger prints.

11 SoftSystem

The SoftSystem integrated on the door cushions the movement when the door is closed. This SoftSystem ensures that the door closes very gently even if the inner door is fully loaded. In addition, the door is automatically closed from an opening angle of about 30°.

12 SoftTelescopic Rails

BioFresh and crisper drawers feature a convenient gentle closing mechanism. This prevents wear and tear to the drawers and prevents your vegetables and fruits being bruised.

13 SuperCool

The SuperCool function reduces the temperature of the refrigerator to +2°C for 6 hours (switching back to normal operation automatically). By activating prior to grocery shopping, it will assist with cooling the new food more rapidly, thereby prolonging food preservation. SuperCool will also assist in reducing excessive temperature rise to existing items while the door is open for loading.

14 SuperFrost

The automatic SuperFrost function reduces the temperature in your freezer to as low as -32°C (switching back to normal operation once it has reached -32°C). By activating prior to grocery shopping it will reduce the likelihood that existing items will suffer from excessive temperature rise while the door is left open for loading or temperature transfer from added warmer items.

15 Transparent Drawer

The attractively designed transparent drawers are extremely practical. They are extra deep, sealed all around and can be removed. They give a clear view of the contents, offer convenient storage and are designed so that frozen food will fit easily.

16 VarioBoxes

The VarioBoxes are removable boxes, for convenient storage of condiments that can be easily transferred from fridge to table.

17 VarioSpace

All the intervening shelves in the freezer are made of safety glass and are removable to create VarioSpace, the practical system for extra storage. The transparent drawers are extra deep and are designed so that all frozen foods will fit conveniently, neatly and are easy to remove. Every drawer can be used both for freezing and storage.

18 Wine Cellar Compartment

The SBSes 7165 features a dual zone wine cellar compartment, with two independently controlled temperature zones that can be set between 5°C and 20°C. It features telescopic hand crafted beech wood shelves and presentation shelves for secure storage of open bottles or display of premium vintages.



Not all features are available in all Liebherr models.

Side By Side Combination

SBSes 7165

Key Features:

- 688 total gross litres
- SmartSteel (visibly reduces finger prints)
- MagicEye SoftTouch with LCD
- BioFreshPlus drawers on telescopic rails
- SuperCool & SuperFrost functions
- Dual zone wine cellar adj. 5°C – 20°C
- 41 bottle wine storage (750ml Bordeaux)
- LED lighting (fridge & wine cellar)
- Automatic internal IceMaker (plumbed)
- SoftSystem hinge - assists closure



SmartSteel





Please note: Side by sides can be purchased as two separate appliances (left vs right side). Refer to page 52 for individual specifications.

Side By Side Combination

SBSes 7353

Key Features:

- 726 total gross litres
- SmartSteel (visibly reduces finger prints)
- MagicEye SoftTouch with LCD
- Separate BioFresh compartment
- Crisper drawers on telescopic rails
- SuperCool, BioCool & SuperFrost
- Champagne shelf for fast chilling bottles
- GlassLine storage shelves
- LED fridge lighting
- Automatic internal IceMaker (plumbed)



SmartSteel




Please note: Side by sides can be purchased as two separate appliances (left vs right side). Refer to page 52 for individual specifications.

Side By Side Combination

SBSes 7253

Key Features:

- 707 total gross litres
- SmartSteel (visibly reduces finger prints)
- MagicEye SoftTouch with LCD
- BioFresh drawers on telescopic rails
- SuperCool & SuperFrost functions
- GlassLine storage shelves
- Removable VarioBoxes
- Integrated bottle shelf
- FrostSafe 8 transparent freezer drawers
- LED lighting (fridge & freezer)



SmartSteel





Please note: Side by sides can be purchased as two separate appliances (left vs right side). Refer to page 52 for individual specifications.

Side By Side Combination

SBSeF 7242

Key Features:

- 709 total gross litres
- SmartSteel (visibly reduces finger prints)
- MagicEye SoftTouch with LCD
- Crisper drawers on telescopic rails
- SuperCool & SuperFrost functions
- GlassLine storage shelves
- Bottle rack / Egg tray
- FrostSafe 8 transparent freezer drawers
- LED lighting (fridge & freezer)



SmartSteel Door




Please note: Side by sides can be purchased as two separate appliances (left vs right side). Refer to page 52 for individual specifications.

French Door

CBNes 6256

Key Features:

- 585 total gross litres
- MagicEye SoftTouch with LCD
- BioFresh drawers on telescopic rails
- SuperCool & SuperFrost functions
- GlassLine storage shelves
- Integrated bottle shelf
- 2 freezer drawers on telescopic rails
- LED lighting with light column in fridge
- Sabbath mode
- Automatic internal IceMaker (plumbed)
- Water filter for IceMaker



Bottom Mount

CBNes 5167

Key Features:

- 473 total gross litres
- SmartSteel (visibly reduces finger prints)
- LCD display - menu assistance
- BioFreshPlus drawer on telescopic rails
- BioFresh drawer on telescopic rails
- SuperCool & SuperFrost functions
- Integrated bottle shelf
- LED lighting with light column in fridge
- Automatic internal IceMaker (plumbed)
- SoftSystem hinge - assists closure



LCD Menu Operation



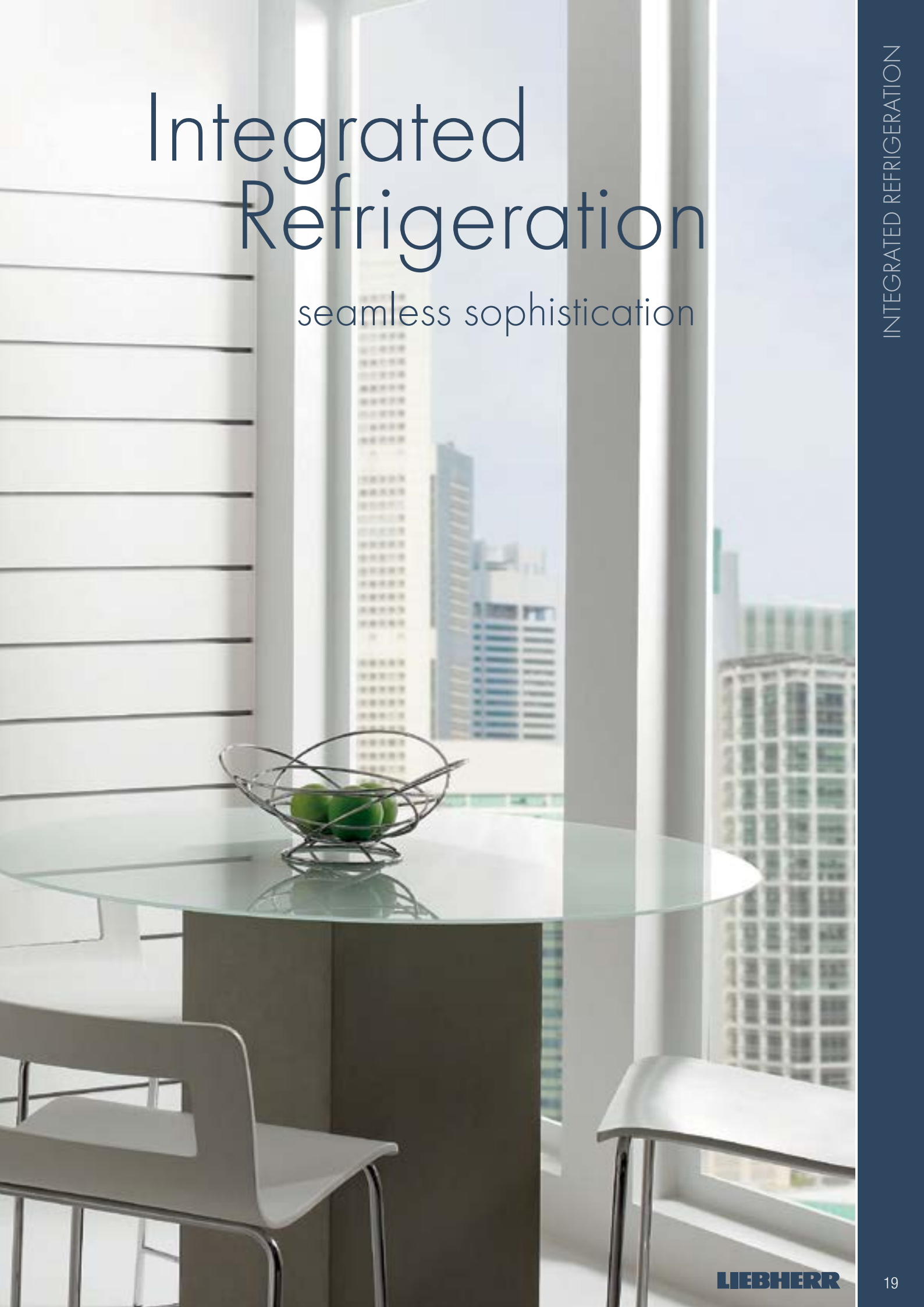


ECBN 6156

Integrated Refrigeration

seamless sophistication

INTEGRATED REFRIGERATION





8

3

10

9

13

16

18

7

14

5

6

10

17

2

15

1

4

12

11

Now You Don't!

Now You See Me...

SIGN 3576 & SIKB 3550

Integrated Refrigeration Glossary

1 BioFresh

Low humidity DrySafe is ideal for storing meat, fish and dairy products. Fruit and vegetables are best kept in HydroSafe with a high level of humidity. Precision electronics ensure the temperature is accurately maintained at just above 0°C, thus preventing your food from freezing.

2 Bottle Shelf - Integrated

The integrated bottle shelf is the practical and elegant answer for storing drinks. As many as five bottles can be chilled quickly and kept stored in a space-saving way.

3 DuoCooling

With the DuoCooling system for fridge-freezer, two separately controlled cooling circuits allow you to set and maintain the temperature in the refrigerator and freezer compartments accurately and independently. DuoCooling also allows no exchange of air between the refrigerator and freezer compartments, stopping food from drying out.

4 FrostSafe

The transparent drawers are extra deep, sealed all around, can easily be removed and are designed so that all frozen food from large poultry to a boxed pizza will fit conveniently and neatly. With the FrostSafe system, cold temperatures are generated above and below every drawer, and can be used for both freezing and storage. There's no need to repack food once it has been frozen.

5 GlassLine Storage Shelves

The attractive stainless steel trims add a finished touch to the harmonious appearance of the elegant, tough, scratch resistant and easy to clean GlassLine storage shelves. One of the glass shelves is sectioned so that the front half can slide under the other to provide room for tall containers.

6 IceMaker

Liebherr's internal IceMaker, which is permanently plumbed in, provides a constant supply of perfect ice cubes for every occasion. The IceMaker replenishes your supply automatically and can be turned off if needed.

7 LED Light Column

The LED light column creates a benchmark in interior illumination. LED technology means the light housing is seamlessly incorporated in the compartment liner. The LED lights are cooler, longer lasting and more energy efficient.

8 MagicEye Controls

The elegant and exact MagicEye controls keep the temperature at precisely the level you select. Clearly arranged function buttons make the appliance as easy as possible to use.

9 NoFrost

Liebherr's NoFrost appliances offer professional quality refrigeration. The food is surrounded by a stream of ice cold air and quickly freezes, preserving vitamins and flavour. Excess humidity is taken out of the freezer compartment so that the appliance never frosts over. Defrosting is no longer necessary.

10 Premium Lights

Multiple LED's create an appealing and sophisticated ambience in the Premium range. Light intensity increases softly upon opening the appliance. Selected models feature PremiumPlus lighting including LED lighting in the BioFresh and freezer compartments plus integrated light columns in the fridge.

11 SoftSystem

The SoftSystem integrated on the door cushions the movement when the door is closed. This SoftSystem ensures that the door closes very gently even if the inner door is fully loaded. In addition, the door is automatically closed from an opening angle of about 30°.

12 SoftTelescopic Rails

BioFresh and crisper drawers feature a convenient gentle closing mechanism. This prevents wear and tear to the drawers and prevents your vegetables and fruits being bruised.

13 SuperCool

The SuperCool function reduces the temperature of the refrigerator to +2°C for 6 hours (switching back to normal operation automatically). By activating prior to grocery shopping, it will assist with cooling the new food more rapidly, thereby prolonging food preservation. SuperCool will also assist in reducing excessive temperature rises to existing items whilst the door is open for loading.

14 SuperFrost

The automatic SuperFrost function reduces the temperature in your freezer to as low as -32°C (switching back to normal operation once it has reached -32°C). By activating prior to grocery shopping it will reduce the likelihood that existing items will suffer from excessive temperature rise while the door is left open for loading or temperature transfer from added warmer items.

15 Transparent Drawer

The attractively designed transparent drawers are extremely practical. They are extra deep, sealed all around and can be removed. They give a clear view of the contents, offering convenient storage designed so that frozen food will fit easily.

16 VarioBoxes

The VarioBoxes are removable boxes, for convenient storage of condiments that can be easily transferred from fridge to table.

17 VarioSafe

For small items such as tubes, jars, medication or makeup. Can be relocated to different shelves.

18 VarioSpace

All intervening shelves in the freezer are made of safety glass and are removable to create VarioSpace, the practical system for extra storage. The transparent drawers are extra deep and are designed so that all frozen foods will fit conveniently, neatly and are easy to remove. Every drawer can be used both for freezing and storage.

Not all features are available in all Liebherr models.

91 cm Integrated French Door

for
*Styling
ideas*
see page 2

ECBN 6256

Key Features:

- 585 total gross litres
- Fully integrated behind kitchen cabinetry
- MagicEye SoftTouch with LCD
- BioFresh drawers on telescopic rails
- SuperCool & SuperFrost functions
- GlassLine storage shelves
- Integrated bottle shelf
- 2 freezer drawers on telescopic rails
- LED lighting with light column in fridge
- Sabbath mode
- Automatic internal IceMaker (plumbed)



SoftSystem Close



PLEASE NOTE: This appliance has specific installation requirements which can be found in the owners manual.


LIEBHERR

91 cm Integrated Bottom Mount

ECBN 6156

Key Features:

- 585 total gross litres
- Fully integrated behind kitchen cabinetry
- MagicEye SoftTouch with LCD
- BioFresh drawers on telescopic rails
- SuperCool & SuperFrost functions
- GlassLine storage shelves
- 2 freezer drawers on telescopic rails
- LED fridge light column & BioFresh light spots
- Sabbath mode
- Automatic internal IceMaker (plumbed)
- Optional door hinge change at additional cost. Part no. 39900165




PLEASE NOTE: This appliance has specific installation requirements which can be found in the owners manual.

75cm Integrated Bottom Mount

ECBN 5066

Key Features:

- 462 total gross litres
- Fully integrated behind kitchen cabinetry
- MagicEye SoftTouch with LCD
- BioFresh drawers on telescopic rails
- SuperCool & SuperFrost functions
- GlassLine storage shelves
- 2 freezer drawers on telescopic rails
- LED fridge light column & BioFresh light spots
- Sabbath mode
- Automatic internal IceMaker (plumbed)
- Optional door hinge change at additional cost. Part no. 39900223



PLEASE NOTE: This appliance has specific installation requirements which can be found in the owners manual.


LIEBHERR

Compact Underbench Freezer

UIG 1313

Key Features:

- 96 total gross litres
- Fully integrated behind kitchen cabinetry
- MagicEye controls
- LED temperature indicator
- SuperFrost function
- 3 storage drawers
- Manual defrost




Compact Underbench Refrigerator

UIK 1620

Key Features:

- 140 total gross litres
- Fully integrated behind kitchen cabinetry
- MagicEye controls
- LED temperature indicator
- SuperCool function
- GlassLine storage shelves
- Vegetable bin storage space
- Interior lighting



PLEASE NOTE: These appliances have specific installation requirements which can be found in the owners manual.



SICN 3356 & SICBN 3366

Custom Integrated Solutions

the possibilities are endless

INTEGRATED REFRIGERATION




60cm Integrated Bottom Mount

SICBN 3366

Key Features:

- 279 total gross litres
- Fully integrated behind kitchen cabinetry
- MagicEye SoftTouch with LCD
- BioFresh drawers on SoftTelescopic rails
- SuperCool & SuperFrost functions
- GlassLine storage shelves & racks
- Integrated bottle shelf
- FrostSafe & transparent freezer drawers
- Integrated LED light column
- Automatic internal IceMaker (plumbed)



IceMaker



PLEASE NOTE: For important information about ventilation for integrated appliances, please see pages 59-61.


60cm Integrated Bottom Mount

SICBN 3356

for
*Styling
ideas*
see page 26

Key Features:

- 279 total gross litres
- Fully integrated behind kitchen cabinetry
- MagicEye SoftTouch with LCD
- BioFresh drawers on SoftTelescopic rails
- SuperCool & SuperFrost functions
- GlassLine storage shelves & racks
- Integrated bottle shelf
- FrostSafe & transparent freezer drawers
- VarioSpace
- LED interior lighting



Integrated Bottle Shelf




PLEASE NOTE: For important information about ventilation for integrated appliances, please see pages 59-61.

60cm Integrated Bottom Mount

SICN 3366

Key Features:

- 283 total gross litres
- Fully integrated behind kitchen cabinetry
- MagicEye SoftTouch with LCD
- Crisper drawer on SoftTelescopic rails
- SuperCool & SuperFrost functions
- GlassLine storage shelves & racks
- FrostSafe & transparent freezer drawers
- LED lighting with light column in fridge
- Automatic internal IceMaker (water tank)
- SoftSystem hinge - assists closure



Water Tank for IceMaker



PLEASE NOTE: For important information about ventilation for integrated appliances, please see pages 59-61.

LIEBHERR


60cm Integrated Bottom Mount

SICN 3356



Key Features:

- 283 total gross litres
- Fully integrated behind kitchen cabinetry
- MagicEye SoftTouch with LCD
- Crisper drawer on SoftTelescopic rails
- SuperCool & SuperFrost functions
- GlassLine storage shelves & racks
- FrostSafe & transparent freezer drawers
- Ice cube tray
- LED lighting with light column in fridge
- SoftSystem hinge - assists closure



LED Light Column




PLEASE NOTE: For important information about ventilation for integrated appliances, please see pages 59-61.

60cm Integrated Freezer

SIGN 3576

Key Features:

- 248 total gross litres
- Fully integrated behind kitchen cabinetry
- MagicEye SoftTouch with LCD
- 8 transparent freezer drawers
- SuperFrost function
- VarioSpace
- Automatic defrosting
- LED lighting
- Automatic internal IceMaker (plumbed)
- SoftSystem hinge - assists closure



PLEASE NOTE: For important information about ventilation for integrated appliances, please see pages 59-61.

LIEBHERR



reddot award 2014
winner

60cm Integrated Fridge

SIKB 3550

for
*Styling
ideas*
see page 20

Key Features:

- 344 total gross litres
- Fully integrated behind kitchen cabinetry
- MagicEye SoftTouch with LCD
- BioFresh drawers on telescopic rails
- SuperCool function
- GlassLine storage shelves & racks
- VarioSafe
- Integrated bottle shelf
- Integrated LED light column
- SoftSystem hinge- assists closure



VarioSafe



PLEASE NOTE: For important information about ventilation for integrated appliances, please see pages 59-61.



Wine Cellars & Beverage Centres

luxury living



UKes 1752

UWtes 1672





WTes 5872



interior
innovation
award
2013
Winner

Wine Cellar Glossary

1 Activated Charcoal Filter

The way in which wine continues to mature depends on the ambient conditions. The quality of the air is decisive for preserving wine. For this reason, an activated charcoal filter is fitted in all Liebherr wine cellars. Dual and triple zone wine cellars have an activated charcoal filter within each zone.

2 Beech Wood Handcrafted Shelves

Made from natural untreated beech wood, Liebherr wine cellar shelves ensure no unwanted odours and reduces vibration during the maturation process.

3 Child Proof Lock

The child proof lock is designed to protect the appliance from being switched off accidentally and can be activated or deactivated via the electronic control panel.

4 Door & Temperature Alarm

Should the wine cellar door be left open inadvertently or if there is a slight change in temperature within the wine cellar, a warning alarm will sound to safeguard wines. The alarm can be switched off via the electronic control panel.

5 Double Glazed Tinted Glass

With double glazed tinted glass doors, harmful UV rays are filtered and help prevent damage to the wines held within.

6 Electronic Control Panel

By using the 'Up' and 'Down' buttons on the electronic control panel, the preferred temperature can be easily selected, with the selected temperature visible via an LED display.

7 Heater

To help maintain precise temperature in colder climates, a heater switches on. Cold temperature can affect wine as much as hot temperatures.

8 Key Lock

Selected Liebherr wine cellars are fitted with a safety lock that can only be opened with a Liebherr key.

9 Labels

The wine cellar is supplied with a label holder and card labels for each shelf. Use these to label the type of wine stored on each shelf so you can easily locate your selected wine.

10 Lighting

Allowing you to easily view the wines within, Liebherr wine cellars feature lights which switch on when the door is opened. Selected models also feature dimmable LED lighting. The interior light can be switched 'on' and 'off' via the 'light' button located on the electronic control panel.

11 MagicEye Controls

The elegant and exact MagicEye controls keep the temperature at precisely the level you select. Clearly arranged function buttons make the appliance as easy as possible to use.

12 Telescopic Rails

Selected Liebherr wine cellars feature beech wood handcrafted shelves mounted on telescopic rails, making wines easily accessible for viewing and selection.

13 Temperature Zones

Liebherr wine cellars have a temperature range of 5°C to 20°C (excluding WTb 4212 which is 5°C to 18°C), allowing the optimum temperature to be set according to the wine variety. Single, dual, triple and multi zone wine cellars are available in the range. By choosing a wine cellar with more than one zone, different wines can be stored within the same appliance at different temperatures.

14 Ventilation Switch

By switching on the ventilator it increases the relative air humidity in the wine cellar zone. This achieves an environment in the interior which corresponds to that of a wine cellar. The increased air humidity prevents the corks drying out. However when the ventilator is switched on, energy consumption is increased.

Not all features are available in all Liebherr models.

Principal Points

Constant Temperature

Liebherr wine cellars maintain precise temperatures. Features include electronic thermostats, heaters, fans and temperature selection from 5°C to 20°C.

Ideal Humidity

Between 50 and 80% humidity depending on ambient humidity. Liebherr wine cellars guarantee ideal conditions for the suppleness of the cork and the prevention of oxidization.

Perfect Air Quality

Liebherr wine cellars contain an activated charcoal filter and natural untreated beech wood shelves which ensure perfect air quality and reduce the instance of mould growth on corks and labels.

Vibration Free

All compressors are engineered to Liebherr's precise German standards and are mounted on "isolation blocks" designed to absorb vibrations to prevent disturbing the wine.

UV Protection

Liebherr wine cellars have tinted, double glazed glass doors which prevent harmful ultraviolet rays causing unwanted reactions in your wine and discolouration of your labels.

Recommended Storage and Serving Temperatures

| | |
|-------------|-------------------------------|
| 5°C - 7°C | Champagne and Sparkling Wine |
| 8°C - 10°C | White Wine |
| 11°C | Storage of all Wine Varieties |
| 11°C - 13°C | Rosé and Dessert Wines |
| 14°C - 18°C | Red Wine |

Freestanding Triple Zone

WTes 5872

Key Features:

- 178 bottle capacity (750ml Bordeaux)
- Stainless steel frame
- Double glazed tinted glass lockable door
- Fresh air supply via activated charcoal filters
- MagicEye SoftTouch with LCD
- Internal digital temperature display
- 3 independent temperature zones
- Each zone adjustable from 5°C to 20°C
- Dimmable LED interior lighting
- 10 handcrafted beech wood shelves
- Shelves mounted on telescopic rails
- Base shelf in each zone



Activated Charcoal Filters



interior
innovation
award
2013
Winner

Freestanding Dual Zone

WTes 5972

Key Features:

- 211 bottle capacity (750ml Bordeaux)
- Stainless steel frame
- Double glazed tinted glass lockable door
- Fresh air supply via activated charcoal filters
- MagicEye SoftTouch with LCD
- Internal digital temperature display
- 2 independent temperature zones
- Each zone adjustable from 5°C to 20°C
- Dimmable LED interior lighting
- 8 handcrafted beech wood shelves
- Shelves mounted on telescopic rails
- Base shelf in each zone



Freestanding Multi Zone

WTb 4212

Key Features:

- 200 bottle capacity (750ml Bordeaux)
- Black frame
- Double glazed tinted glass door
- Fresh air supply via activated charcoal filter
- MagicEye controls
- Internal digital temperature display
- Temperature range from 5°C to 18°C
- Interior lighting
- 5 adjustable handcrafted beech wood shelves
- Base shelf



Multi Zone Cooling



Freestanding Single Zone

WKt 6451

Key Features:

- 312 bottle capacity (750ml Bordeaux)
- Terra finish
- Solid lockable door
- Fresh air supply via activated charcoal filter
- MagicEye controls
- External digital temperature display
- Temperature range from 5°C to 20°C
- Interior lighting
- 6 adjustable handcrafted beech wood shelves
- Base shelf



Beech Wood Shelves



Underbench Built-In Dual Zone



UWTes 1672

Key Features:

- 34 bottle capacity (750ml Bordeaux)
- Stainless steel frame
- Double glazed tinted glass lockable door
- Fresh air supply via activated charcoal filters
- MagicEye controls
- Internal digital temperature display
- 2 independent temperature zones
- Each zone adjustable from 5°C to 20°C
- Dimmable LED interior lighting
- 3 handcrafted beech wood shelves
- Shelves mounted on telescopic rails
- Base shelf in each zone
- Front ventilation & air extraction in plinth



MagicEye Controls



PLEASE NOTE: This appliance has specific installation requirements which can be found in the owners manual.

Underbench Built-In Single Zone

UWKes 1752

Key Features:

- 46 bottle capacity (750ml Bordeaux)
- Stainless steel frame
- Double glazed tinted glass lockable door
- Fresh air supply via activated charcoal filter
- MagicEye controls
- Internal digital display
- Temperature range from 5°C to 20°C
- Dimmable LED interior lighting
- 3 handcrafted beech wood shelves
- Shelves mounted on telescopic rails
- Base shelf
- Front ventilation & air extraction in plinth



Customisable Labels



PLEASE NOTE: This appliance has specific installation requirements which can be found in the owners manual.

Built-In Single Zone

WKEes 553

Key Features:

- 18 bottle capacity (750ml Bordeaux)
- Stainless steel frame
- Double glazed tinted glass door
- Fresh air supply via activated charcoal filter
- MagicEye SoftTouch with LCD
- Internal temperature display
- Temperature range from 5°C to 20°C
- LED interior lighting
- 2 handcrafted beech wood shelves
- Shelves mounted on telescopic rails
- Base shelf



Serving Elegance



PLEASE NOTE: For important information about ventilation for integrated appliances, please see pages 59-61.

Indoor Beverage Centre


UKes 1752

Key Features:

- 131 total gross litres
- Underbench
- Stainless steel frame
- Double glazed glass lockable door
- MagicEye controls
- Internal LED temp. display
- Temperature range 2°C to 20°C
- 2 glass shelves (1 sectionable for tall items)
- 1 telescopic grid shelf
- 1 base shelf
- LED interior lighting
- Enclosed air grill with dust filter



Sectionable Glass Shelf



Alfresco Outdoor Beverage Centre

OKes 1750

Key Features:

- 127 total gross litres
- Underbench or freestanding
- Stainless steel lockable door
- MagicEye controls
- Internal LED temp. display
- Temperature range 2°C to 14°C
- 2 glass shelves (1 sectionable for tall items)
- 1 telescopic grid shelf
- 1 base shelf
- LED interior lighting
- Enclosed air grill with dust filter



Suitable for Alfresco area



PLEASE NOTE: These appliances have specific installation requirements which can be found in the owners manual.

LIEBHERR

Freestanding Barrique Single Zone

WKb 4612

Key Features:

- 195 bottle capacity (750ml Bordeaux)
- Black frame
- Double glazed tinted glass lockable door
- Fresh air supply via activated charcoal filter
- External MagicEye controls
- External digital temperature display
- Temperature range from 5°C to 20°C
- LED Lighting
- 6 adjustable handcrafted beech wood shelves
- Base shelf



Glazed Tinted Glass



 Barrique

Freestanding Barrique Single Zone

WKb 4611

Key Features:

- 195 bottle capacity (750ml Bordeaux)
- Black finish
- Solid lockable door
- Fresh air supply via activated charcoal filter
- External MagicEye controls
- External digital temperature display
- Temperature range from 5°C to 20°C
- Lighting: bulb front panel
- 6 adjustable handcrafted beech wood shelves
- Base shelf



Solid Door (Blocks all UV rays)



 Barrique

Freestanding Barrique Single Zone

WKb 4112

Key Features:

- 168 bottle capacity (750ml Bordeaux)
- Black frame
- Double glazed tinted glass lockable door
- Fresh air supply via activated charcoal filter
- External MagicEye controls
- External digital temperature display
- Temperature range from 5°C to 20°C
- LED Lighting
- 5 adjustable handcrafted beech wood shelves
- Base shelf



Key Lock



 Barrique

Freestanding Barrique Single Zone

WKb 1712

Key Features:

- 60 bottle capacity (750ml Bordeaux)
- Black frame
- Double glazed tinted glass lockable door
- Fresh air supply via activated charcoal filter
- External MagicEye controls
- External digital temperature display
- Temperature range from 5°C to 20°C
- LED Lighting
- 2 adjustable handcrafted beech wood shelves
- Base shelf



 Barrique



Technical Information



WKEes 553



SICN 3366

Unit Overview

Freestanding

| Model | SBSes 7165* | | SBSes 7353* | | SBSes 7253* | |
|-----------------------------------------------|------------------|------------------|------------------|------------------|------------------|------------------|
| *Side-by-Sides comprised of two models | SWTNes 3010 | SKBes 4213 | SBNes 3210 | SKes 4210 | SGNes 3010 | SKBes 4210 |
| Type I Finish | FS I SmartSteel® | FS I SmartSteel® | FS I SmartSteel® | FS I SmartSteel® | FS I SmartSteel® | FS I SmartSteel® |
| Energy consumption (kWh/yr) I Star rating | 339kWh I 3.0 | 281kWh I 2.5 | 358kWh I 3.0 | 279kWh I 2.5 | 310kWh I 3.5 | 252kWh I 3.0 |
| Compressors | 1 | 1 | 1 | 1 | 1 | 1 |
| Total capacity litres (L) - Gross I Net | 295 I 247 | 393 I 355 | 321 I 276 | 405 I 391 | 304 I 261 | 403 I 364 |
| Refrigerator gross (L) I Refrigerator net (L) | - | 270 I 244 | - | 405 I 391 | - | 277 I 247 |
| Freezer gross (L) I Freezer net (L) | 150 I 119 | - | 150 I 119 | - | 304 I 261 | - |
| BioFresh gross (L) I BioFresh net (L) | - | - | 171 I 157 | - | - | 126 I 117 |
| BioFreshPlus gross (L) I BioFreshPlus net (L) | - | 123 I 111 | - | - | - | - |
| Wine Zone gross (L) I Wine Zone net (L) | 145 I 128 | - | - | - | - | - |
| MagicEye control system I Display | SoftTouch I LCD | SoftTouch I LCD | SoftTouch I LCD | SoftTouch I LCD | SoftTouch I LCD | SoftTouch I LCD |
| Child proof setting for display & temperature | • | • | • | • | • | • |
| PremiumPlus lighting | - | - | - | - | - | - |
| LED standard lighting | - | • | - | • | • | • |
| Sabbath mode | - | - | - | - | - | - |
| SlimLine handle - integrated opening device | • | • | • | • | • | • |
| SoftSystem hinge - assists closure | • | • | - | - | - | - |
| Door open warning signal | • | • | • | • | • | • |
| Temperature alarm | • | • | • | - | • | • |
| Malfunction warning signal | • | • | • | • | • | • |

Refrigerator Features

| | | | | | | |
|----------------------------------------------|----------|-------|---------|-------|----------|-------|
| BioFreshPlus drawers on telescopic rails | N/A | 1 | - | - | N/A | - |
| BioFresh drawers on telescopic rails | N/A | 2 | 2 | - | N/A | 3 |
| Fruit & vegetable drawer on telescopic rails | - | - | - | 2 | N/A | - |
| SuperCool | N/A | • | N/A | • | N/A | • |
| GlassLine shelves | N/A | • | • | • | N/A | • |
| Elegant holding columns | N/A | • | • | • | N/A | • |
| Removable VarioBoxes | N/A | • | N/A | • | N/A | • |
| Bottle shelf I Egg tray | Both N/A | • I • | - I N/A | • I • | Both N/A | - I - |
| Automatic refrigerator defrosting | N/A | • | • | • | N/A | • |

Freezer Features

| | | | | | | |
|-------------------------------------------|------------|-----|------------|-----|------------|-----|
| Freezer defrosting | Frost Free | N/A | Frost Free | N/A | Frost Free | N/A |
| FrostSafe system with transparent drawers | • | N/A | • | N/A | • | N/A |
| Freezer drawers I Ice cube drawer | 4 I 1 | N/A | 4 I 1 | N/A | 8 I - | N/A |
| SuperFrost | • | N/A | • | N/A | • | N/A |
| VarioSpace | • | N/A | • | N/A | - | N/A |
| 24hr freezing capacity (kg) | 16 | N/A | 14 | N/A | 20 | N/A |
| Cold storage accumulators | 2 | N/A | 2 | N/A | 2 | N/A |
| IceMaker | • | N/A | • | N/A | - | N/A |
| Ice cube capacity (kg/24h) | 0.8 | N/A | 0.8 | N/A | - | N/A |
| Ice cube stock maximum (kg) | 1.5 | N/A | 1.5 | N/A | - | N/A |
| Stainless steel hose supplied (m) | 1.5 | N/A | 1.5 | N/A | - | N/A |

Technical Information

| | | | | | | |
|-------------------------------------|---------------|---------------|---------------|---------------|---------------|---------------|
| Default hinge | Left | Right | Left | Right | Left | Right |
| Voltage (V) I Rated Input Power (W) | 220-240 I 240 | 220-240 I 200 | 220-240 I 336 | 220-240 I 192 | 220-240 I 216 | 220-240 I 192 |
| Made in | Germany | Germany | Germany | Germany | Germany | Germany |

KEY: FS = Freestanding, # = BioFreshPlus, N/A = Not Applicable, ° = SmartSteel is only on doors, * = Freestanding side by sides consist of two Liebherr models. These models can be purchased separately. Cavity clearance for freestanding units please allow minimum 50 mm above the unit if there is no ventilation cut-out. Door hinging either right or left hand must be nominated for all Liebherr models, except for the SBSes 7165, SBSes 7353, SBSes 7253, SBSef 7242, CBNes 6256 & ECBN 6256.

Freestanding

| Model | SBSeF 7242* | | CBNeS 6256 | CBNeS 5167 |
|-----------------------------------------------|------------------|------------------|----------------------|------------------|
| *Side-by-Sides comprised of two models | SGNeF 3036 | SKeF 4260 | N/A | N/A |
| Type I Finish | FS I SmartSteel® | FS I SmartSteel® | FS I Stainless Steel | FS I SmartSteel® |
| Energy consumption (kWh/yr) I Star rating | 310kWh I 3.5 | 279kWh I 2.5 | 517kWh I 2.5 | 369kWh I 3.5 |
| Compressors | 1 | 1 | 2 | 2 |
| Total capacity litres (L) - Gross I Net | 304 I 261 | 405 I 391 | 585 I 480 | 473 I 403 |
| Refrigerator gross (L) I Refrigerator net (L) | - | 405 I 391 | 329 I 295 | 225 I 196 |
| Freezer gross (L) I Freezer net (L) | 304 I 261 | - | 183 I 116 | 137 I 110 |
| BioFresh gross (L) I BioFresh net (L) | - | - | 73 I 69 | 111 I 97# |
| BioFreshPlus gross (L) I BioFreshPlus net (L) | - | - | - | - |
| Wine Zone gross (L) I Wine Zone net (L) | - | - | - | - |
| MagicEye control system I Display | SoftTouch I LCD | SoftTouch I LCD | SoftTouch I LCD | N/A I LCD Menu |
| Child proof setting for display & temperature | • | • | • | • |
| PremiumPlus lighting | - | - | • | • |
| LED standard lighting | • | • | - | - |
| Sabbath mode | - | - | • | - |
| SlimLine handle - integrated opening device | • | • | - | • |
| SoftSystem hinge - assists closure | - | - | - | • |
| Door open warning signal | • | • | • | • |
| Temperature alarm | • | - | • | • |
| Malfunction warning signal | • | • | • | • |

Refrigerator Features

| | | | | |
|----------------------------------------------|----------|-------|-------|-------|
| BioFreshPlus drawers on telescopic rails | N/A | - | - | 1 |
| BioFresh drawers on telescopic rails | N/A | - | 2 | 1 |
| Fruit & vegetable drawer on telescopic rails | N/A | 2 | - | - |
| SuperCool | N/A | • | • | • |
| GlassLine shelves | N/A | • | • | • |
| Elegant holding columns | N/A | • | • | • |
| Removable VarioBoxes | N/A | - | - | • |
| Bottle rack I Egg tray | Both N/A | • I • | • I - | • I • |
| Automatic refrigerator defrosting | N/A | • | • | • |

Freezer Features

| | | | | |
|-------------------------------------------|------------|-----|------------|------------|
| Freezer defrosting | Frost Free | N/A | Frost Free | Frost Free |
| FrostSafe system with transparent drawers | • | N/A | • (white) | • |
| Freezer drawers I Ice cube drawer | 8 I - | N/A | 2 I 1 | 3 I 1 |
| SuperFrost | • | N/A | • | • |
| VarioSpace | - | N/A | - | • |
| 24hr freezing capacity (kg) | 20 | N/A | 11 | 14 |
| Cold storage accumulators | - | N/A | - | 2 |
| IceMaker | - | N/A | • | • |
| Ice cube capacity (kg/24h) | - | N/A | 1.3 | 1 |
| Ice cube stock maximum (kg) | - | N/A | 2.7 | 1.5 |
| Stainless steel hose supplied (m) | - | N/A | 3 | 1.5 |

Technical Information

| | | | | |
|-------------------------------------|---------------|---------------|---------------|---------------|
| Default hinge | Left (only) | Right (only) | French | Right |
| Voltage (V) I Rated Input Power (W) | 220-240 I 216 | 220-240 I 192 | 220-240 I 384 | 220-240 I 260 |
| Made in | Germany | Germany | Austria | Austria |

KEY: FS = Freestanding, # = BioFreshPlus, N/A = Not Applicable, ° = SmartSteel is only on doors, * = Freestanding side by sides consist of two Liebherr models. These models can be purchased separately. Cavity clearance for freestanding units please allow minimum 50 mm above the unit if there is no ventilation cut-out. Door hinging either right or left hand must be nominated for all Liebherr models, except for the SBSes 7165, SBSes 7353, SBSes 7253, SBSeF 7242, CBNeS 6256 & ECBN 6256.

Unit Overview

Integrated

| Model | ECBN 6256 | ECBN 6156 | ECBN 5066 | SICBN 3366 | SICBN 3356 | SICN 3366 | SICN 3356 |
|-----------------------------------------------|-----------------|-----------------|-----------------|-----------------|-----------------|-----------------|-----------------|
| Type | FI | FI | FI | FI | FI | FI | FI |
| Finish | Own cabinetry | Own cabinetry | Own cabinetry | Own cabinetry | Own cabinetry | Own cabinetry | Own cabinetry |
| Energy consumption (kWh/yr) Star rating | 517kWh 2.5 | 496kWh 3.0 | 489kWh 2.5 | 340kWh 3.0 | 335kWh 3.0 | 336kWh 3.0 | 300kWh 3.5 |
| Compressors | 2 | 2 | 2 | 1 | 1 | 1 | 1 |
| Total capacity litres (L) - Gross Net | 585 480 | 585 480 | 462 387 | 279 238 | 279 242 | 283 255 | 283 261 |
| Refrigerator gross (L) net (L) | 329 295 | 329 295 | 248 223 | 126 111 | 126 111 | 202 196 | 202 198 |
| Freezer gross (L) net (L) | 183 116 | 183 116 | 148 103 | 81 59 | 81 63 | 81 59 | 81 63 |
| BioFresh gross (L) net (L) | 73 69 | 73 69 | 66 61 | 72 68 | 72 68 | - | - |
| MagicEye control system Display | SoftTouch LCD | SoftTouch LCD | SoftTouch LCD | SoftTouch LCD | SoftTouch LCD | SoftTouch LCD | SoftTouch LCD |
| Child proof setting for display & temperature | • | • | • | • | • | • | • |
| PremiumPlus lighting Premium | • - | • - | • - | - • | - • | - • | - • |
| Sabbath mode | • | • | • | - | - | - | - |
| SoftSystem hinge - assists closure | • | - | - | • | • | • | • |
| Door open warning signal | • | • | • | • | • | • | • |
| Temperature alarm | • | • | • | • | • | • | • |
| Malfunction warning signal | • | • | • | • | • | • | • |

Refrigerator Features

| | | | | | | | |
|----------------------------------------------|----------------|----------------|----------------|--------------------|--------------------|--------------------|--------------------|
| BioFresh drawers on telescopic rails | 2 | 2 | 2 | 2 | 2 | - | - |
| Fruit & vegetable drawer on telescopic rails | - | - | - | - | - | 1 | 1 |
| SuperCool | • | • | • | • | • | • | • |
| GlassLine shelves | • | • | • | • | • | • | • |
| VarioSafe | N/A | N/A | N/A | Optional accessory | Optional accessory | Optional accessory | Optional accessory |
| Elegant holding columns | • | • | • | • | • | • | • |
| Bottle shelf Egg tray | Integrated - | Integrated - | Integrated • | Integrated • | Integrated • | - • | - • |
| Automatic refrigerator defrosting | • | • | • | • | • | • | • |

Freezer Features

| | | | | | | | |
|----------------------------------------|------------|------------|------------|------------|------------|----------------|------------|
| Freezer defrosting | Frost Free | Frost Free | Frost Free | Frost Free | Frost Free | Frost Free | Frost Free |
| FrostSafe system - transparent drawers | • (white) | • (white) | • (white) | • | • | • | • |
| Freezer drawers Ice cube drawer | 2 1 | 2 1 | 2 1 | 3 1 | 3 - | 3 1 | 3 - |
| SuperFrost | • | • | • | • | • | • | • |
| VarioSpace | - | - | - | • | • | • | • |
| 24hr freezing capacity (kg) | 11 | 11 | 12 | 10 | 10 | 10 | 10 |
| Cold storage accumulators | - | - | - | 2 | 2 | 2 | 2 |
| IceMaker | • | • | • | • | - | • (water tank) | - |
| Ice cube capacity (kg/24h) | 1.3 | 1.3 | 1.0 | 0.8 | - | 0.8 | - |
| Ice cube stock maximum (kg) | 2.7 | 2.7 | 2.7 | 1.0 | - | 1.6 | - |
| Stainless steel hose supplied (m) | 3 | 3 | 3 | 1.5 | - | - | - |

Technical Information

| | | | | | | | |
|-------------------------------------|---------------|---------------|---------------|---------------|---------------|---------------|---------------|
| Default hinge | French | Right | Right | Left | Right | Left | Right |
| Voltage (V) Rated Input Power (W) | 220-240 360 | 220-240 360 | 220-240 360 | 220-240 336 | 220-240 336 | 220-240 336 | 220-240 336 |
| Made in | Austria | Austria | Austria | Germany | Germany | Germany | Germany |

KEY: FI = Fully Integrated, N/A = Not Applicable.

Cavity clearance for freestanding units please allow minimum 50 mm above the unit if there is no ventilation cut-out. Door hinging either right or left hand must be nominated for all Liebherr models, except for the SBSes 7165, SBSes 7353, SBSes 7253, SBSef 7242, CBNes 6256 & EBN 6256.

PLEASE NOTE: For important information about ventilation for integrated appliances see pages 59-61. General information for the installation of Liebherr refrigeration can also be located on page 61. For all Liebherr appliances we recommend actual appliance and installation instructions accompanying each appliance be checked where sizing is crucial.

Integrated

| Model | SIGN 3576 | SIKB 3550 |
|-----------------------------------------------|-----------------|-----------------|
| Type | FI | FI |
| Finish | Own cabinetry | Own cabinetry |
| Energy consumption (kWh/yr) Star rating | 331kWh 3.0 | 328kWh 1.5 |
| Compressors | 1 | 1 |
| Total capacity litres (L) - Gross Net | 248 207 | 344 308 |
| Refrigerator gross (L) net (L) | - | 245 216 |
| Freezer gross (L) net (L) | 248 207 | - |
| BioFresh gross (L) net (L) | - | 99 / 92 |
| MagicEye control system Display | SoftTouch LCD | SoftTouch LCD |
| Child proof setting for display & temperature | • | • |
| PremiumPlus lighting Premium | - • | - • |
| Sabbath mode | - | - |
| SoftSystem hinge - assists closure | • | • |
| Door open warning signal | • | • |
| Temperature alarm | • | - |
| Malfunction warning signal | • | • |

Refrigerator Features

| | | |
|----------------------------------------------|----------|----------------|
| BioFresh drawers on telescopic rails | N/A | 3 |
| Fruit & vegetable drawer on telescopic rails | N/A | - |
| SuperCool | N/A | • |
| GlassLine shelves | N/A | • |
| VarioSafe | N/A | • |
| Elegant holding columns | N/A | • |
| Bottle shelf Egg tray | Both N/A | Integrated • |
| Automatic refrigerator defrosting | N/A | • |

Freezer Features

| | | |
|----------------------------------------|------------|-----|
| Freezer defrosting | Frost Free | N/A |
| FrostSafe system - transparent drawers | • | N/A |
| Freezer drawers Ice cube drawer | 8 1 | N/A |
| SuperFrost | • | N/A |
| VarioSpace | • | N/A |
| 24hr freezing capacity (kg) | 18 | N/A |
| Cold storage accumulators | 2 | N/A |
| IceMaker | • | N/A |
| Ice cube capacity (kg/24h) | 0.8 | N/A |
| Ice cube stock maximum (kg) | 1.5 | N/A |
| Stainless steel hose supplied (m) | 1.5 | N/A |

Technical Information

| | | |
|-------------------------------------|---------------|---------------|
| Default hinge | Left | Right |
| Voltage (V) Rated Input Power (W) | 220-240 216 | 220-240 192 |
| Made in | Germany | Germany |

| Model | UIK 1620 | UIG 1313 |
|-----------------------------------------------|---------------|---------------|
| Type | UB - FI | UB-FI |
| Finish | Own cabinetry | Own cabinetry |
| Energy consumption (kWh/yr) Star rating | 153kWh 3.5 | 169kWh 3.5 |
| Compressors | 1 | 1 |
| Total capacity litres (L) - Gross Net | 140 135 | 96 95 |
| Refrigerator gross (L) net (L) | 140 135 | - |
| Freezer gross (L) net (L) | - | 96 95 |
| MagicEye control system Display | • LED | • LED |
| Child proof setting for display & temperature | • | • |
| LED standard lighting | • | - |
| 115° door opening | • | • |
| Temperature alarm | - | • |
| Malfunction warning signal | - | • |

Refrigerator Features

| | | |
|-----------------------------------|-------|----------|
| Fruit & vegetable crisper bin | 1 | N/A |
| SuperCool | • | N/A |
| GlassLine shelves | • | N/A |
| Elegant holding columns | • | N/A |
| Bottle shelf Egg tray | • • | Both N/A |
| Automatic refrigerator defrosting | • | N/A |

Freezer Features

| | | |
|-----------------------------|-----|------------|
| Freezer defrosting | N/A | Manual |
| Transparent drawers | N/A | SmartFrost |
| Freezer drawers | N/A | 3 |
| SuperFrost | N/A | • |
| VarioSpace | N/A | • |
| 24hr freezing capacity (kg) | N/A | 12 |
| Cold storage accumulators | N/A | 2 |

Technical Information

| | | |
|-------------------------------------|---------------|---------------|
| Default hinge | Right | Right |
| Voltage (V) / Rated Input Power (W) | 220-240 / 288 | 220-240 / 312 |
| Made in | Germany | Germany |

KEY: UB = Underbench, FI = Fully Integrated, N/A = Not Applicable.

Cavity clearance for freestanding units please allow minimum 50 mm above the unit if there is no ventilation cut-out. Door hinging either right or left hand must be nominated for all Liebherr models, except for the SBSes 7165, SBSes 7353, SBSes 7253, SBSef 7242, CBNes 6256 & EBN 6256.

PLEASE NOTE: For important information about ventilation for integrated appliances see pages 59-61. General information for the installation of Liebherr refrigeration can also be located on page 61. For all Liebherr appliances we recommend actual appliance and installation instructions accompanying each appliance be checked where sizing is crucial.

Unit Overview

Wine Cellars

| Model | WTes 5872 | WTes 5972 | WTb 4212 | WKt 6451 | UWTes 1672 | UWKes 1752 | WKEes 553 |
|-------------------------------------------------|-----------------|-----------------|---------------|---------------|-----------------|------------------|------------------|
| Type Category | FS Vinidor | FS Vinidor | FS Vinothek | FS GrandCru | BI-UB Vinidor | BI-UB GrandCru | BI-UB GrandCru |
| Finish | Stainless Steel | Stainless Steel | Black | Terra | Stainless Steel | Stainless Steel | Stainless Steel |
| °Energy consumption (kWh/yr) 24hr | °245 1.08 | °248 0.679 | °168 0.46 | °143 0.4 | °196 0.535 | °145 0.396 | °130 0.4 |
| △ Bottle capacity (750ml Bordeaux) | 178 | 211 | 200 | 312 | 34 | 46 | 18 |
| Safety glass door | • | • | - | • | • | • | • |
| MagicEye control system Display | SoftTouch LCD | SoftTouch LCD | • LED | • LED | • LED | • LED | SoftTouch LCD |
| Digital temperature display | Internal | Internal | Internal | External | Internal | Internal | Internal |
| Tinted glazed door | Double | Double | Double | Solid door | Double | Double | Double |
| Temperature zones | 3 | 2 | 6 (MULTI) | 1 | 2 | 1 | 1 |
| Temperature range (°C) Min Max °C | 5 20 | 5 20 | 5 18 | 5 20 | 5 20 | 5 20 | 5 20 |
| Suitable for ambient temperature Min Max °C | 10 38 | 10 38 | 10 38 | 10 43 | 10 38 | 10 38 | 10 32 |
| Interior light | Dimmable LED | Dimmable LED | Fluorescent | Bulb | Dimmable LED | LED | Dimmable LED |
| Hand crafted beech wood shelves | 10 | 8 | 5 | 6 | 3 | 3 | 2 |
| Shelves mounted on telescopic rails | • | • | - | - | • | • | • |
| Presentation shelf | • | • | - | - | - | - | - |
| Base shelves | 3 | 2 | 1 | 1 | 2 | 1 | 1 |
| Recirculated air cooling | • | • | • | • | • | • | • |
| Fresh air supply via activated charcoal filter | 3 | 2 | 1 | 1 | 2 | 1 | 1 |
| Child proof lock (control panel) | • | • | • | • | • | • | • |
| SlimLine handles Integrated opening mechanism | • • | • • | • - | • • | • - | • - | - - |
| Reversible door hinges | • | • | • | • | • | • | • |
| Key lock | • | • | - | • | • | • | - |
| Label holders | • | • | • | - | • | • | - |
| Compressors | 1 | 1 | 1 | 1 | 1 | 1 | 1 |
| Door open warning signal | • | • | • | • | • | • | • |
| Temperature alarm | • | • | • | • | • | • | • |
| Malfunction warning signal | • | • | • | • | • | • | • |
| Ventilation switch | • | • | - | • | • | • | • |
| Adjustable height by 50mm | - | - | - | - | • | • | - |
| Automatic defrosting | • | • | • | • | • | • | • |
| Ventilation switch | • | - | • | - | - | • | - |

Technical Information

| | | | | | | | |
|-------------------------------------|---------------|---------------|---------------|---------------|---------------|---------------|---------------|
| Default hinge | Right | Right | Right | Right | Right | Right | Right |
| Gross weight (kg) Net weight (kg) | 121 114 | 135 123 | 88 79 | 99 91 | 56 49 | 54 45 | 32 30 |
| Height (mm) | 1920 | 1920 | 1650 | 1930 | 820 - 870 | 820 - 870 | 450 |
| Width (mm) | 700 | 700 | 600 | 747 | 600 | 600 | 560 |
| Depth (mm) | 742 | 742 | 739 | 759 | 580 | 580 | 550 |
| Voltage (V) Rated Input Power (W) | 220-240 480 | 220-240 480 | 220-240 240 | 220-240 480 | 220-240 192 | 220-240 192 | 220-240 120 |
| Made In | Austria | Austria | Austria | Austria | Austria | Austria | Austria |

KEY: FS = Freestanding, UB = Underbench, BI = Built-In, N/A = Not Applicable, ° = Measurements taken at +25°C ambient and +12°C interior temperature tested by Liebherr Germany (not to Australian standards), △ = Based on Bordeaux 750ml bottle - capacity may vary depending on bottle shape and size.

Cavity clearance for freestanding units please allow minimum 50 mm above the unit. Door hinging either right or left hand must be nominated for all Liebherr models, except for the SBSes 7165, SBSes 7353, SBSes 7253, SBSef 7242, CBNes 6256 & EBN 6256.

PLEASE NOTE: For important information about ventilation for integrated appliances see pages 59-61. General information for the installation of Liebherr refrigeration can also be located on page 61. For all Liebherr appliances we recommend actual appliance and installation instructions accompanying each appliance be checked where sizing is crucial.

Barrique Wine Cellars & Beverage Centres

| Model | WKb 4612 | WKb 4611 | WKb 4112 | WKb 1712 | UKes 1752 | OKes 1750 |
|------------------------------------------------|---------------|------------------|---------------|---------------|-----------------|-----------------|
| Type Category | FS Barrique | FS Barrique | FS Barrique | FS Barrique | BI - UB | FS |
| Finish | Black | Black | Black | Black | Stainless Steel | Stainless Steel |
| °Energy consumption (kWh/yr) 24hr | °204 0.558 | °175 0.479 | °178 0.487 | °149 0.408 | 337 0.923 | 233 0.638 |
| △ Bottle capacity (750ml Bordeaux) | 195 | 195 | 168 | 60 | - | - |
| Total gross net capacity (L) | - | - | - | - | 131 108 | 127 104 |
| Safety glass door | • | - | • | • | • | - |
| MagicEye control system Display | • LED | • LED | • LED | • LED | • LED | • LED |
| Digital temperature display | External | External | External | External | Internal | Internal |
| Tinted glazed door | Double | Solid door | Double | Double | Double | Solid door |
| Temperature zones | 1 | 1 | 1 | 1 | 1 | 1 |
| Temperature range (°C) Min Max °C | 5 20 | 5 20 | 5 20 | 5 20 | 2 20 | 2 14 |
| Suitable for ambient temperature Min Max °C | 10 38 | 10 38 | 10 38 | 10 38 | 16 43 | 10 38 |
| Interior light | Vertical LED | Bulb Front Panel | Vertical LED | Vertical LED | LED | LED |
| Hand crafted beech wood shelves | 6 | 6 | 5 | 2 | - | - |
| Base shelves | 1 | 1 | 1 | 1 | 1 | 1 |
| Glass shelves | - | - | - | - | 2 | 2 |
| One of the glass shelves is sectionable | - | - | - | - | • | • |
| Wire shelves | - | - | - | - | 1 | 1 |
| Recirculated air cooling | • | • | • | • | • | • |
| Fresh air supply via activated charcoal filter | • | • | • | • | - | - |
| Child proof lock (control panel) | • | • | • | • | • | • |
| Ergonomic SlimLine handles | • | • | • | • | • | • |
| Reversible door hinges | • | • | • | • | • | • |
| Key lock | • | • | • | • | • | • |
| Label holders | • | • | • | • | - | - |
| Compressors | 1 | 1 | 1 | 1 | 1 | 1 |
| Door open warning signal | • | • | • | • | • | • |
| Temperature alarm | • | • | • | • | • | • |
| Adjustable height by 50mm | - | - | - | - | • | • |

Technical Information

| | | | | | | |
|-------------------------------------|---------------|---------------|---------------|---------------|---------------|-----------------|
| Default hinge | Right | Right | Right | Right | Right | Right |
| Gross weight (kg) Net weight (kg) | 96 86 | 78.5 68.5 | 86 76 | 50 45 | 52 46 | 52 51 |
| Height (mm) | 1840 | 1840 | 1670 | 850 | 820 - 870 | 825 - 875 |
| Width (mm) | 660 | 660 | 660 | 660 | 600 | 600 |
| Depth (mm) | 670 | 670 | 670 | 670 | 580 | 580 |
| Voltage (V) Rated Input Power (W) | 220-240 240 | 220-240 144 | 220-240 240 | 220-240 144 | 220-240 192 | 220 - 240 192 |
| Made in | Malaysia | Malaysia | Malaysia | Malaysia | Austria | Austria |

Freestanding Wine Cellar Clearance/Air Space Information

| | |
|-----------------------------------------------|----|
| Minimum air space above & behind cabinet (mm) | 50 |
| Minimum air space sides of cabinet (mm) | 15 |

KEY: FS = Freestanding, UB = Underbench, BI = Built-In, N/A = Not Applicable, ° = Measurements taken at +25°C ambient and +12°C interior temperature tested by Liebherr Germany (not to Australian standards), △ = Based on Bordeaux 750ml bottle - capacity may vary depending on bottle shape and size.

Cavity clearance for freestanding units please allow minimum 50 mm above the unit. Door hinging either right or left hand must be nominated for all Liebherr models, except for the SBSes 7165, SBSes 7353, SBSes 7253, SBSef 7242, CBNes 6256 & ECBN 6256.

PLEASE NOTE: For important information about ventilation for integrated appliances see pages 59-61. General information for the installation of Liebherr refrigeration can also be located on page 61. For all Liebherr appliances we recommend actual appliance and installation instructions accompanying each appliance be checked where sizing is crucial.

Installation Diagrams

SBSes 7165
SBSes 7353
***SBSes 7253**
#SBSeF 7242

*Illustrative diagram only, full door on left hand side.

#Must be right hand fridge/ left hand freezer.

Millimetres (mm)

PLEASE NOTE:
 The above Side by Side combinations require two power outlets.

CBNes 6256

Millimetres (mm)

CBNes 5167

Millimetres (mm)

SKBes 4213
SKBes 4210
SKes 4210
***SWTNes 3010**
***SBNes 3210**
SGNes 3010
SGNef 3036
SKef 4260

*Illustrative diagram only, selected models have two doors.

Millimetres (mm)

ECBN 6256
***ECBN 6156**

*Illustrative diagram only, full door on actual appliance.

Millimetres (mm)

ECBN 5066

Millimetres (mm)

SICBN 3366
SICBN 3356
SICN 3366
SICN 3356

Installation space for each unit in mm.
 H: 1772-1788
 W: 560-570
 D: min 560

For ventilation see pg 60-61

Millimetres (mm)

SIKB 3550
SIGN 3576

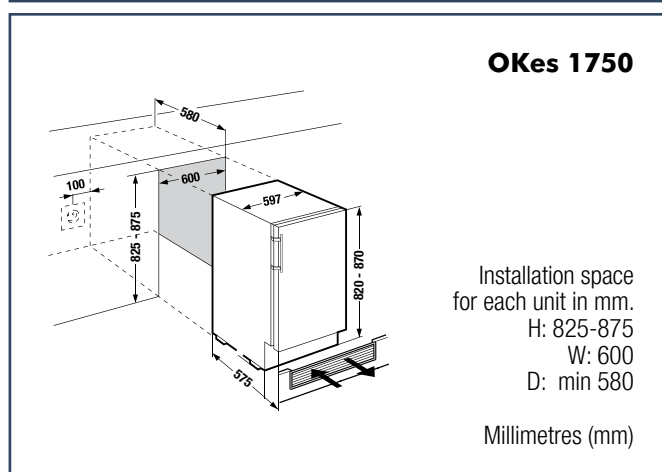
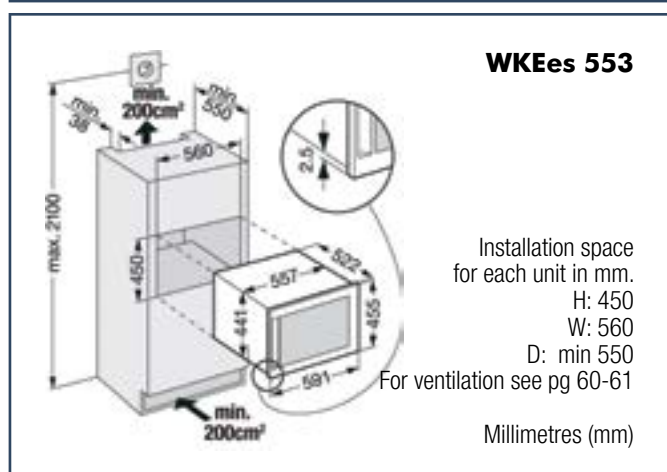
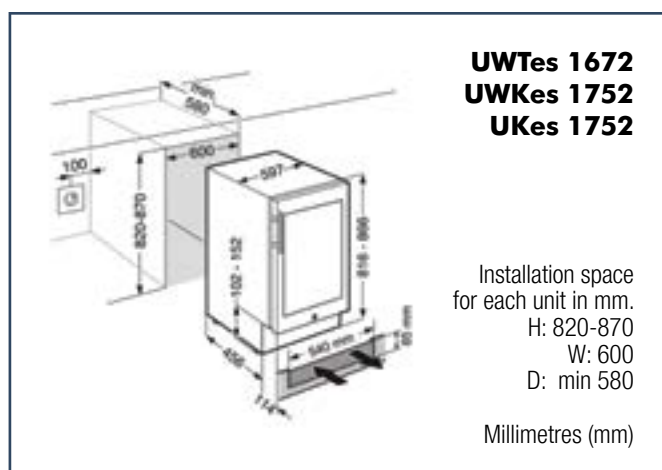
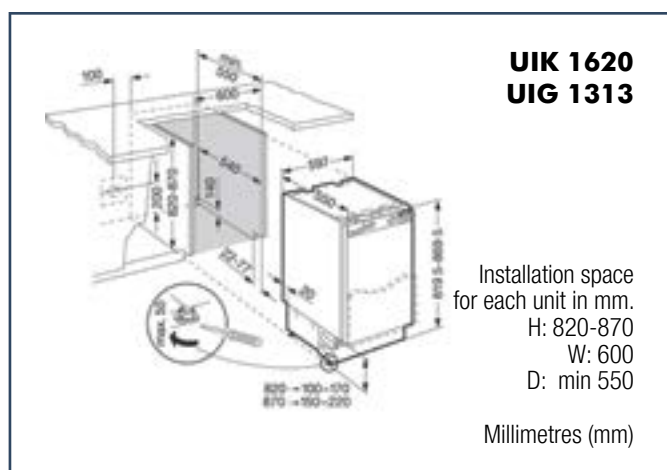
Installation space for each unit in mm.
 H: 1772-1788
 W: 560-570
 D: min 560

For ventilation see pg 60-61

Millimetres (mm)

PLEASE NOTE: Cavity clearance for freestanding units allow minimum 50mm above the unit if there is no ventilation cut-out. For important information about ventilation for integrated appliances see pages 59-61. General information for the installation of Liebherr refrigeration can also be located on page 61.

Installation Diagrams





NOTE TO INSTALLERS:

PRECISE VENTILATION IS EXTREMELY IMPORTANT FOR INTEGRATED APPLIANCES TO PERFORM CORRECTLY. PLEASE FOLLOW INSTALLATION INSTRUCTIONS REGARDING VENTILATION THAT ACCOMPANY THE APPLIANCE. FAILURE TO INSTALL AS SPECIFIED MAY VOID THE WARRANTY!

Website: www.andico.com.au Phone: 1300 650 020



Poor ventilation can cause permanent damage to the appliance.



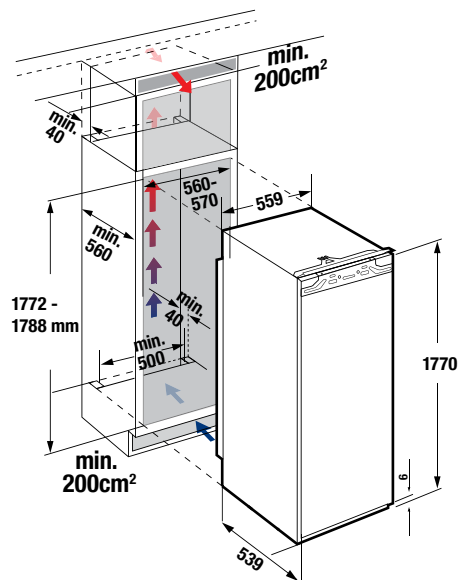
Installation and ventilation must be in accordance with the installation instructions.

PLEASE NOTE: Cavity clearance for freestanding units allow minimum 50mm above the unit if there is no ventilation cut-out. For important information about ventilation for integrated appliances see pages 59- 61. General information for the installation of Liebherr refrigeration can also be located on page 61.

Installation Diagrams

IMPORTANT INFORMATION: When installing two or more integrated appliances in a side by side configuration, each integrated appliance must be installed in their own cabinetry as per below individual installation diagrams.

Liebherr Integration Diagram (Fig.1)

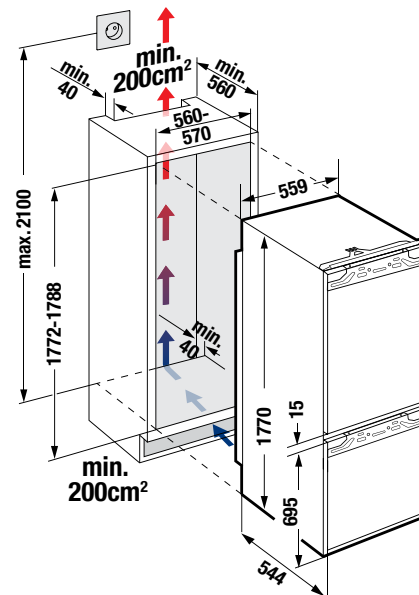


Please note: The dimensions above relate to the below models. These models can also be installed in the same manner as Figure 2.

SIKB 3550 & SIGN 3576

*Arrows denote 1 of 2 possible directions of airflow

Liebherr Integration Diagram (Fig.2)

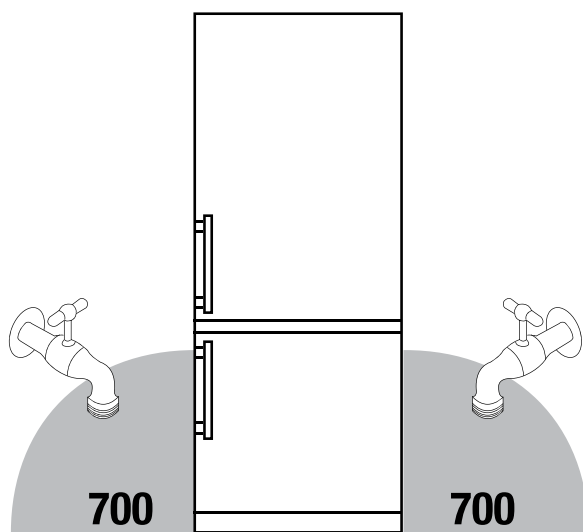


Please note: The dimensions above relate to the below models. These models can also be installed in the same manner as Figure 1.

SICBN 3356, SICBN 3366, SICN 3356 & SICN 3366

*Arrows denote 1 of 2 possible directions of airflow

IceMaker Water Connection Information



*Position of water connection if a 1.5m hose is used. This hose is supplied with the appliance as standard.

1. Connection to cold water only.
2. ¾ inch / 20mm male connection required.
3. Water pressure must be between 150kPa and 600kPa.
4. Shut off valve must be installed in an accessible location i.e adjacent cupboard.
5. Hose length of 1500mm, recommended shut off valve location: Immediately adjacent to the freezer with the shaded area.
6. Pre flush tap system before installing the water connection.
7. To be read in conjunction with the installation instructions supplied with the appliance

PLEASE NOTE:

- For 'Freestanding Side by Sides' the plumbing must be installed to the left of the appliance only.
- For 'Integrated Side by Sides' the plumbing must be installed adjacent to the side of the appliance which contains the IceMaker.

ATTENTION:

CABINET MAKER / INSTALLER / BUILDERS

IMPORTANT INFORMATION ABOUT VENTILATION FOR INTEGRATED APPLIANCES

Following the installation instructions that accompany a Liebherr integrated appliance is extremely important. Ventilation is imperative for the correct operation of Liebherr integrated appliances. It is essential that installers ensure minimum ventilation is provided in accordance with the installation manual that accompanies the actual appliance. Appliance faults resulting from incorrect installation or inadequate ventilation may not be covered by warranty. Please read the below information for a brief overview of installing integrated appliances.

Installation

- In a multiple unit installation each unit must be installed in a separate cabinet.
- Maximum cabinet and door panel thickness is 19mm (where applicable).
- The doors of units with two doors must not be joined together with a single joinery panel (where applicable).
- Joinery door panels must not exceed the admissible weight of the unit door (where applicable).

Ventilation

- **Minimum 200cm²** ventilation openings must be provided at both top and bottom of cabinet.
- The ventilation path must maintain a minimum cross-section of 200cm² flow and return into the room.
- Room must be a habitable room (excluding bedrooms) of not less than 50m³ volume.
- When fitted, each ventilation grill must have a minimum open area of 200cm².
- Ventilation openings provided for other appliances must not adversely affect the refrigeration unit ventilation.
- Failure to provide adequate ventilation can damage the appliance.

General Installation Information

- Power outlet must be accessible. Do not install within the unit cabinet.
- Water supply point must be accessible. Do not install within the unit cabinet.
- Standard water hose length 1.5m. Selected models feature 3.0m hoses. Check specification table for further details.
- 3.0m water hose is available from Andi-Co Australia spare parts at an additional cost.

Operating and installation instructions are available on our website www.andico.com.au. Please note that changes may occur without notice therefore where actual appliance measurements and specifications are crucial, we recommend that the actual appliance installation instructions that accompany the appliance be used.

Design Review Service

Don't void the appliance warranty with inadequate ventilation. Andi-Co Australia offer a design review service. Send your cabinet plans to design@andico.com.au for assessment. We can assist in identifying any deficiencies in the cabinet and ventilation design before you build. Attachments should be in pdf format and include the unit model number/s and ventilation grill specifications.

Ventilation Grills

To ensure adequate ventilation for your Liebherr appliance, it is paramount to install the right ventilation grills. For ventilation grill recommendations please contact Liebherr customer care on 1300 650 020.



Suitable for models requiring 200cm² airflow only

Part No.: YL7427640

Suitable for integrated appliances requiring minimum airflow 200cm²



Customer Care

Customer Care

Our National Customer Care Centre can be contacted should you require instructions or service. A local call charge 1300 line allows you to call from across Australia to directly dial for assistance. Our extensive service network covers most areas of Australia. Should you wish to locate the nearest service agent in your area, please contact customer care.

Tel: 1300 650 020
Email: service@andico.com.au

Spare Parts Direct

To order spare parts or accessories please call or fax our Spare Parts Office with the model and 9 digit service number. The parts or accessories can be quickly despatched direct to your home.

Tel: (03) 9569 7744
Email: spares@andico.com.au

3 Year Warranty

All Liebherr appliances have a full 3 year warranty covering parts and labour. If any part of the machine fails or a fault develops through normal use, it will be repaired free of charge (in accordance with terms and conditions on our warranty card).

Registering Your Warranty

To assist us with after sales service of your appliance, we recommend registering the warranty for your appliance. By registering your warranty details with us, we are able to offer faster, more efficient service should you require it.

The most efficient way to register your warranty is via our website at www.andico.com.au. Alternatively should you prefer to phone us please do not hesitate to contact our Customer Service Desk on 1300 650 020 to register your warranty.

LIEBHERR

Model # —

Service # —

SICBN 3366 Index 41C / 001

Service-Nr./No.Service: 9997533-03

LIEBHERR-GEWÄRKZE AG
Werkzeugfabrik
LIEBHERR-GEWÄRKZE AG

| | | | |
|-------------------------|------------------------------|-----------------------------|------------------------------------------|
| Model Name Index 41C | Engine/Generator 2 6201 6 | Electrical/Control 601 I | Combustion/Control Electrical/Control |
|-------------------------|------------------------------|-----------------------------|------------------------------------------|

| | | | | |
|-----------|----------|------------|--------------|-------------|
| Fuel tank | Oil tank | Air filter | Water filter | Fuel filter |
| Capacity | Capacity | Capacity | Capacity | Capacity |
| 100 l | 100 l | 100 l | 100 l | 100 l |

R290: 80g

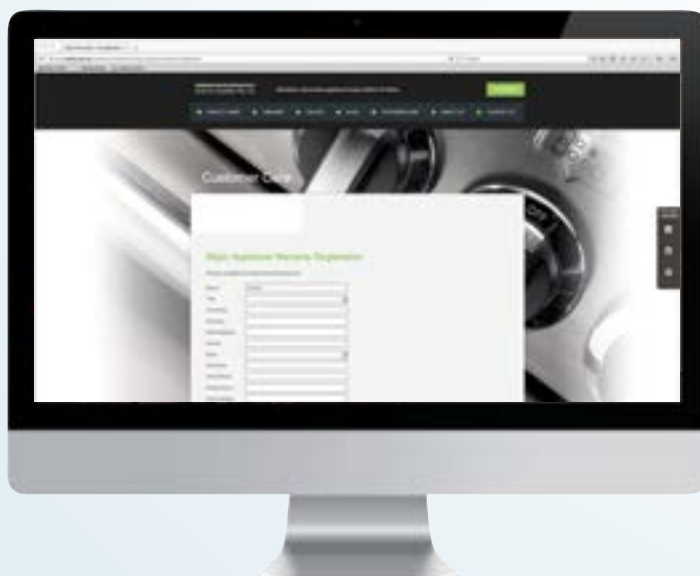
2.0 A 220-240 V ~ 50 Hz

e 011-01, 99.999.999.9

Insulation (Perman)

Made in Austria / Сделано в Австрии

518



Now You See Me....

Now You Don't!



LIEBHERR

Quality, Design and Innovation



LiebherrAppliancesAU



liebherraus



liebherr_appliances



Liebherr:Andi-Co Australia



Liebherr AppliancesAU

For more information please visit us at:

Andi-Co Australia Pty. Ltd.

Head Office

1 Stamford Road, Oakleigh Victoria 3166

Phone: 1800 685 899 | Email: sales@andico.com.au
Fax: 03 9569 1450 | Web: andico.com.au

Whilst every effort is made to ensure all specifications and information in our brochure is correct at time of printing, Andi-Co Australia reserve the right to make changes without notification.
Where actual appliance measurements, specifications and ratings are crucial we recommend that the actual appliance installation instructions that accompany each appliance be checked.
Andi-Co Australia ABN 68 005 899 365 will not be liable for any loss arising from the information in this brochure, whether in negligence or otherwise. Images are for illustrative purposes only.
Issue date: November 2016