



By appointment to The Royal Danish Court

**morsø**



— 160 YEARS —  
*of special moments*

2015 / 2016





For more than 160 years, Morsø has spread warmth through our homes, creating special moments of pure happiness, closeness, peace of mind. And comfort.

## A CHOICE FOR LIFE

When you eventually put this literature down, the likelihood is you'll be sold. You'll have fallen for Morsø's timeless look. You'll have fallen in love with cast iron's unique properties. And you'll be convinced of our stoves' obvious advantages for the environment.

But believe us – when you describe your relationship with your Morsø in the future, it won't be the design, the cast iron or the stove's green-friendly impact which will fuel your fondness. By then, your stove will have already become one of the most-loved items of furniture in your home. A trusty source of comfort, you will love it for its sound, look and warmth. And for the glow of happiness it has spread throughout the house year after year.

To choose a Morsø is, in other words, to make a choice for life.



# 8100-series



with log drawer - 8142



8148

The **Morsø 8100-series** has a clean and simple design, where the combination of soft, rounded contours and simple details give the stove a light and timeless look. This guarantees you a classically beautiful stove that will last for decades, while the cast iron's raw and living structure will provide both a rustic and exclusive tone.

Heats up 100 - 150 m<sup>2</sup>

# 7900-series



with log drawer - 7943



7948

with low top - 7943



with high top - 7943



With **the 7900 series**, Morsø has worked with the designer Monica Ritterband to develop and create a new series of cast iron wood-burners, whose functionality and design suit any home - and of course with quality as the key.

The 7900 series is an innovative design based on a modular system.

Heats up 100 - 150 m<sup>2</sup>



# 7600-series



with drawer - 7642



7644



7648

**Morsø 7600-series** was designed by Monica Ritterband, currently one of Denmark's most sought-after designers. Monica Ritterband is known for her pioneering designs, which all take their starting point in her unique universes and totally special, organic language of form and lines. Thus, the Morsø 7600 was also created in this way – it is completely unique with its circular form, round feminine transitions and its huge glass window, the biggest in Morsø's history of stoves.

Heats up 100 - 120 m<sup>2</sup>



with open base - 6643



6670

**Morso 6600 series** is designed, working closely with the designer Klaus Rath Morso who has created a wood burning stove that is much more than a functional heating appliance. The stoves artistic expression sets it apart from the crowd. Its combination of cast iron and glass are a challenging interpretation of style and function.

The stoves elliptical shape is complimented by a unique double door maximising the glass area. This provides a spectacular 180 degree view of the flames.

Heats up 100 - 120 m<sup>2</sup>

# 6100-series

with open base - 6143



6148

**The Morsø 6100-series** fans the flames. The stove's unique combustion system helps ensure a higher temperature in the combustion chamber, which means it burns off the flue gases. This provides you with a cleaner and more environmentally-friendly combustion and a higher level of efficiency, guaranteeing you good fuel economy.

Furthermore, the elegantly designed glass door and hidden mountings provide a good view of the fire and flames.

The 6100-series are with almost no smoke emissions. Optional outside air kits are available for both models. Both models are approved by Defra to burn wood in smoke controlled areas.

Heats up 60 - 90 m<sup>2</sup>





S10-40



S10-70

#### A new original

At Morsø, our philosophy is to create the optimum combination of design, quality and materials. **The Morsø S range** is a convincing example of this. We have developed a range of quality, steel wood-burning stoves with a focus on design.

The style of the **Morsø S range** is light, elegant and very Scandinavian in expression. And to preserve a touch of our "roots", the new stoves also contain an element of cast iron.

Heats up 90 - 120 m<sup>2</sup>

## 8100-SERIES



Max. average heat output . . . . . 5,7 kW  
Average efficiency . . . . . 69%  
Heats up . . . . . 100-150 m<sup>2</sup>  
Chamber size . . . . . 35 cm  
Flue exit top/rear fits to . . . . . Ø150 mm  
Weight . . . . . 187 kg  
Emmissions . . . . . 0,8 g/kg

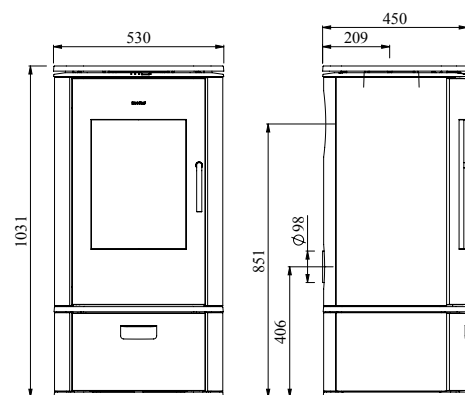
### Clearance to Combustibles

Sides . . . . . 400 mm  
Rear . . . . . 75 mm  
Corner . . . . . 225 mm

Hearth Requirements (mm): (w)740 x (d)900 x (h)6

The stove is fitted with outside air kit for rear flue exit

8142



## 7900-SERIES



Max. average heat output . . . . . 9,4 kW  
Average efficiency . . . . . 73%  
Heats up . . . . . 100-150 m<sup>2</sup>  
Chamber size . . . . . 36 cm  
Flue exit top/rear fits to . . . . . Ø150 mm  
Weight . . . . . 150 kg  
Emmissions . . . . . 1,3 g/kg

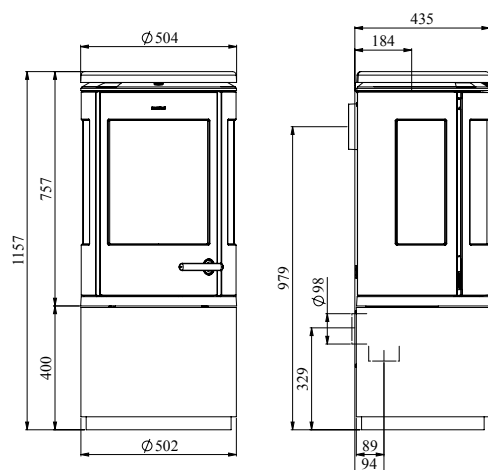
### Clearance to Combustibles

Sides . . . . . 625 mm  
Rear . . . . . 135 mm  
Corner . . . . . 400 mm

Hearth Requirements (mm): (w)900 x (d)775 x (h)6

Prepared for outside air kit for rear and bottom flue exit

7943



## 7600-SERIES



Max. average heat output . . . . . 5,1 kW  
Average efficiency . . . . . 65%  
Heats up . . . . . 100-120 m<sup>2</sup>  
Chamber size . . . . . 33 cm  
Flue exit top/rear fits to . . . . . Ø150 mm  
Weight . . . . . 164 kg  
Emmissions . . . . . 2,2 g/kg

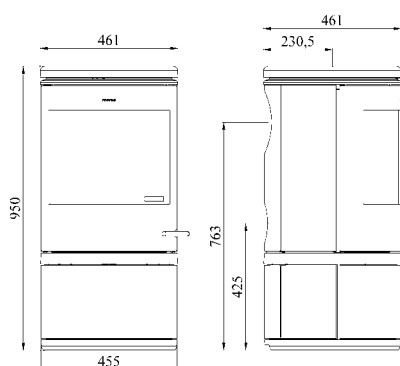
### Clearance to Combustibles

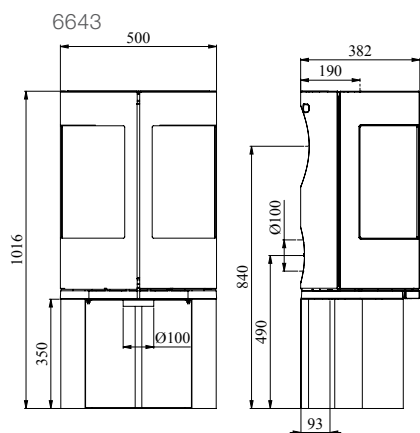
Sides . . . . . 300 mm  
Rear . . . . . 50 mm  
Corner . . . . . 100 mm

Hearth Requirements (mm): (w)860 x (d)800 x (h)6

The stove is fitted with outside air kit for rear flue exit

7642





Max. average heat output . . . . . 7 kW  
 Average efficiency . . . . . 64%  
 Heats up . . . . . 100-120 m<sup>2</sup>  
 Chamber size . . . . . 36 cm  
 Flue exit top/rear fits to . . . . . Ø150 mm  
 Weight . . . . . 133 kg  
 Emissions . . . . . 1,5 g/kg

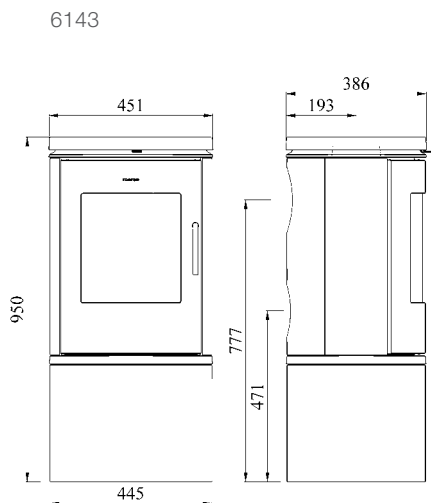
Clearance to Combustibles  
 Sides . . . . . 650 mm  
 Rear . . . . . 275 mm  
 Corner . . . . . 300 mm

Hearth Requirements (mm): (w)860 x (d)680 x (h)6

The stove is fitted with outside air kit for rear flue exit



6600-SERIES



Max. average heat output . . . . . 6 kW  
 Average efficiency . . . . . 65%  
 Heats up . . . . . 60-90 m<sup>2</sup>  
 Chamber size . . . . . 33 cm  
 Flue exit top/rear fits to . . . . . Ø150 mm  
 Weight . . . . . 114 kg  
 Emissions . . . . . 1,5 g/kg

Clearance to Combustibles  
 Sides . . . . . 425 mm  
 Rear . . . . . 150 mm  
 Corner . . . . . 210 mm

Hearth Requirements (mm): (w)715 x (d)685 x (h)6

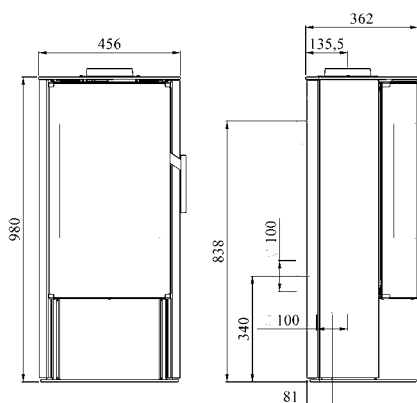
Prepared for outside air kit for rear flue exit



6100-SERIES



S10-40



Max. average heat output . . . . . 5,4 kW  
 Average efficiency . . . . . 68%  
 Heats up . . . . . 90-120 m<sup>2</sup>  
 Chamber size . . . . . 34 cm  
 Flue exit top/rear fits to . . . . . Ø150 mm  
 Weight . . . . . 99,5 kg  
 Emissions . . . . . 1,4 g/kg

Clearance to Combustibles  
 Sides . . . . . 400 mm  
 Rear . . . . . 50 mm  
 Corner . . . . . 175 mm

Hearth Requirements (mm): (w)740 x (d)660 x (h)6

Outside air is possible both from the rear and from the base of the stove.



S10-SERIES





# ORIGINAL ACCESSORIES

It's not just the wood-burning stove itself that emits the special atmosphere of warmth and comfort in your home.



## LOOP LOG RING & FIREPLACE TOOL SET

The Morsø loop Log Ring incorporates a soft rubber handle for carrying comfort and a soft rubber mat\tray



# ORIGINAL ACCESSORIES



**MORSØ CAST IRON HUMIDIFIER**

Morsø cast iron kettles are available in two sizes, 2.0 liter or 4.5 liter. Made of enameled cast iron.

**SIMPLICA HUMIDIFIER**

The glossy stainless steel handle contrasts to the black enameled cast iron and the grip made of solid rubber makes it safe and comfortable when moving the humidifier under all conditions. Content 1,5 l.



**MORSØ FIREWOOD BOX**

Height x Width x Length:  
30 x 38 x 45 cm.  
Morsø Canvas Wood Carrier is included.



**MORSØ CANVAS WOOD CARRIER**

Made of black canvas and has sturdy wooden handles.



**MORSØ FIREWOOD BUCKET  
LARGE & SMALL**

Small bucket - Ø40  
large bucket - Ø45




**MORSØ LEATHER GLOVE**

This protective glove is made of thick leather. The gloves are available for both left and right hand.



**MORSØ CAST IRON TRIVET**

Made with high quality cast iron, the Morsø Trivet is 19 cm in diameter and has a matt-black enameled coating. Two different Morsø trivets are available.

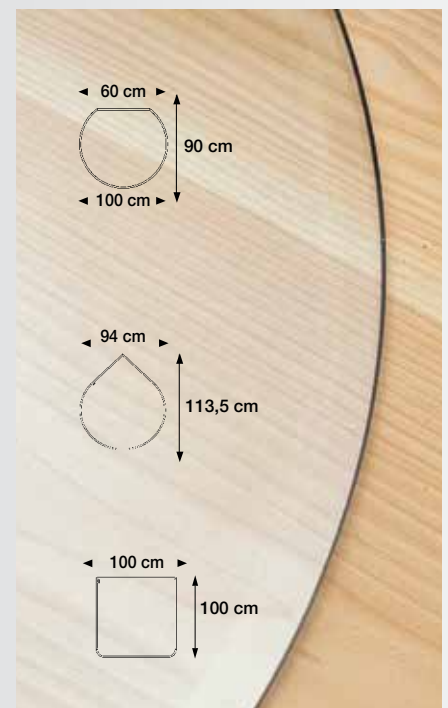


**MORSØ ASH AND STORAGE BUCKET**

Height x Diameter 37 x 30 cm.



**MORSØ HEARTH PLATES**









# MORSØ OUTDOOR LIVING





By appointment to The Royal Danish Court

# morsø



[www.morsoe.com](http://www.morsoe.com)

castworks  
home heating specialists

57 Industrial Drive  
Braeside, Victoria 3195  
[www.castworks.com.au](http://www.castworks.com.au)