



**YANMAR**

***AIR-COOLED DIESEL ENGINE***  
***L-N / L-V / L-W***

# AIR-COOLED DIESEL ENGINE

Since 1959, YANMAR has been producing a wide range of compact air-cooled diesel engines ranging in size from 2.6 to 14.7 kW, with total production reaching more than 1.5 million units. Today, these air-cooled diesel engines are powering leading-edge mobile and stationary off-highway equipment around the world.

## L-N Series

**L48N** 3.5kW  
**L70N** 4.9kW  
**L100N** 7.4kW

MAIN MARKETS  
• Southeast Asia  
• Middle East  
• Africa



## L-V Series

**L48V** 3.4kW  
**L70V** 4.8kW  
**L100V** 6.8kW

MAIN MARKETS  
• E.U.  
• Japan



## L-W Series

**L70W** 4.8kW  
**L100W** 6.8kW

MAIN MARKET  
• U.S.A.

## History

1959 —————> 1966 —————> 1971 —————> 1989 —————> 2010

### A / 2A Series 2.6 - 13.2kW 8 models



Main model : A3  
Combustion system : Special swirl chamber type  
Displacement : 0.239L  
No. of Cylinders - Bore x Stroke : 1 -  $\Phi$ 65mm x 72mm  
Rated Output : 3.3kW / 3000min<sup>-1</sup>  
Engine Weight : 49kg

### L / 2L Series 2.6 - 14.7kW 8 models



Main model : L65  
Combustion system : Pre-combustion chamber type  
Displacement : 0.238L  
No. of Cylinders - Bore x Stroke : 1 -  $\Phi$ 65mm x 72mm  
Rated Output : 3.3kW / 3000min<sup>-1</sup>  
Engine Weight : 46kg

### L-A / L-EE Series 2.6 - 7.4kW 12 models



Main model : L60A  
Combustion system : Direct injection type  
Displacement : 0.273L  
No. of Cylinders - Bore x Stroke : 1 -  $\Phi$ 75mm x 62mm  
Rated Output : 4.4kW / 3600min<sup>-1</sup>  
Engine Weight : 39kg

# Exceeding Power and Environmental Expectations.

Designed with YANMAR's proprietary direct injection technology, maximum combustion efficiency is achieved through an ideal match between the combustion chamber and injection system. This means a powerful, yet environmentally friendly engine.



## Compact, Direct Injection Engine = Easy Installation & Low Fuel Consumption

Keeping with the traditional compact design, the L series engines are simple to install by fitting into cramped spaces without sacrificing power and performance. YANMAR's proprietary direct injection technology allows the engine to sip rather than gorge on fuel, which means lower running costs in the world of rising fuel prices.

## Quick, Easy Starting With Standard Recoil

A special auto-return decompressor and YANMAR's own efficient combustion system breeze through starting with electric starting also offered as an option.

## Low Vibration and Noise

Superior vibration and noise reduction is achieved through the use of precision balancers, which leads to operating comfort even during long work hours.

## The Total FIE Expertise Only a Complete Diesel Engine Manufacturer Can Provide

YANMAR developed one of the world's smallest fuel injection systems. We have since raised it to a level of efficiency that ensures maximum power from every drop of diesel. Its extraordinarily low fuel consumption is a result of our super-precise FIE, and our direct injection system, the first to ever go into this type of engine.



# AIR-COOLED DIESEL ENGINE

# L-N Series

For regions not subject to emissions regulations

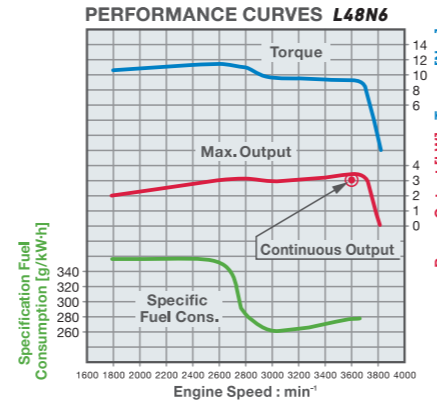
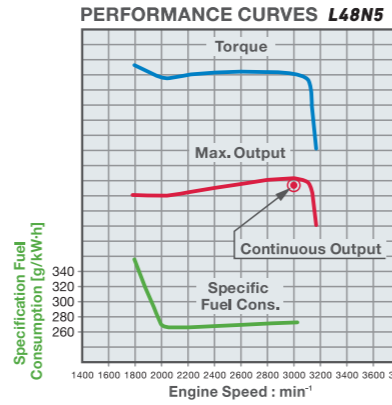
Notes :

- As of 2019
- For information about applications and each country's regulations, please contact your local YANMAR sales network.

## L48N

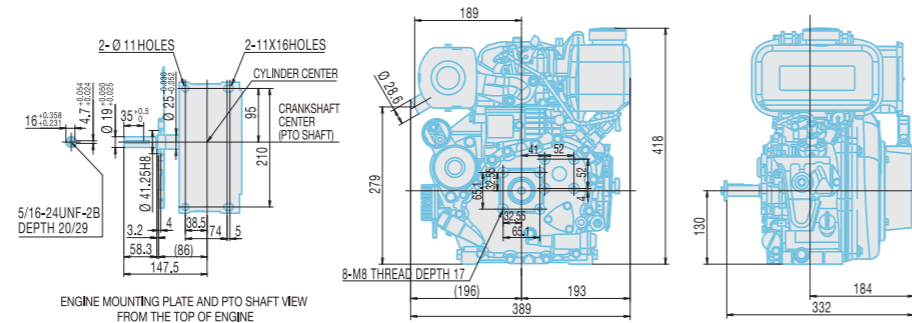
Rated Output (Gross)

**3.5kW**  
/3600min<sup>-1</sup>



\* Note: Performance based on the following conditions.

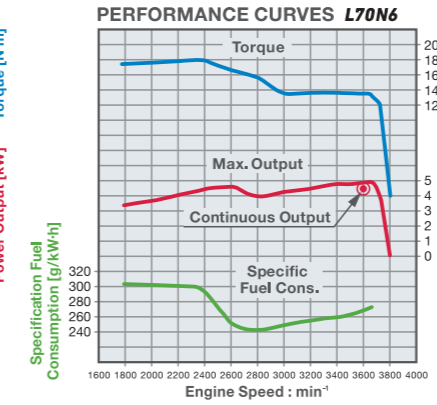
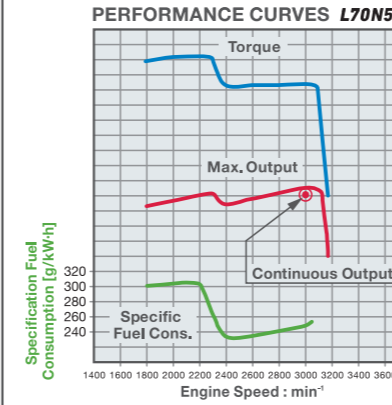
### DIMENSIONS [ mm ]



## L70N

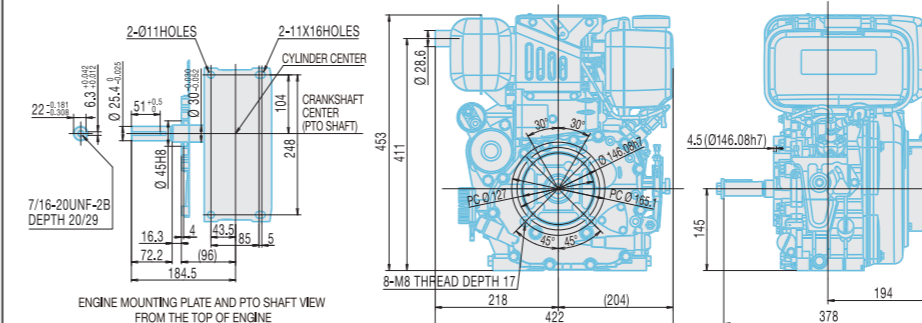
Rated Output (Gross)

**4.9kW**  
/3600min<sup>-1</sup>



\* Note: Performance based on the following conditions.

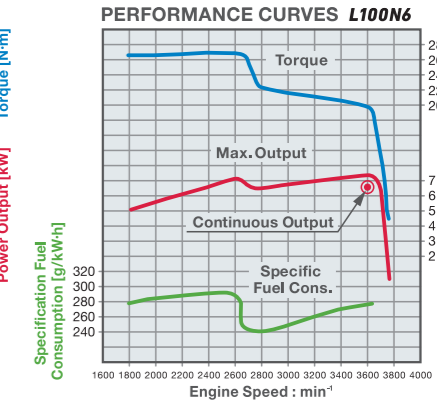
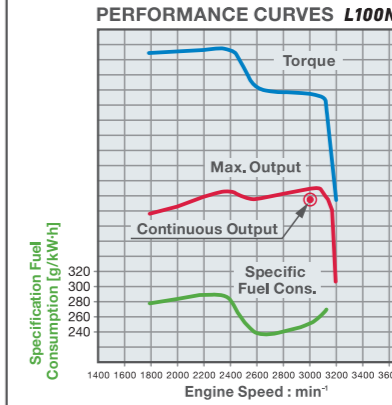
### DIMENSIONS [ mm ]



## L100N

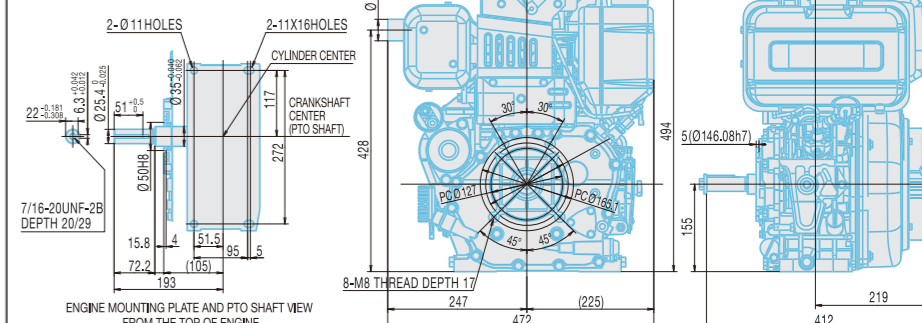
Rated Output (Gross)

**7.4kW**  
/3600min<sup>-1</sup>



\* Note: Performance based on the following conditions.

### DIMENSIONS [ mm ]



• After 30 hrs. initial running • Atmospheric conditions: Temperature 298K(25°C) / Pressure 100kPa (750mmHg) / Humidity 30%

# AIR-COOLED DIESEL ENGINE

# L-V Series

## EU Stage V

- Notes :
- As of 2019
  - For information about applications and each country's regulations, please contact your local YANMAR sales network.

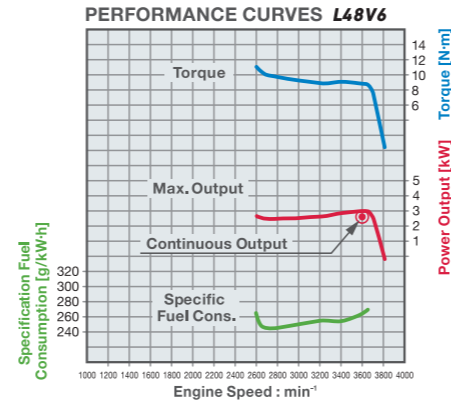
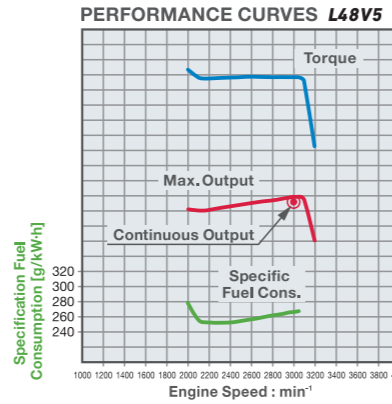
## An ideal match between the combustion system and the injection system

Boasting many features superior to the conventional L series, L-V series engines also achieve lower levels of emissions through technology. High-pressure injection technology minimizes the fuel required for ignition, while the combustion chamber itself is also improved, and there is an EGR(Exhaust Gas Recirculation) system for recirculating some of the exhaust gas back into the air intake. Only L48V reduces exhaust emission using a DOC(Diesel Oxidation Catalyst).



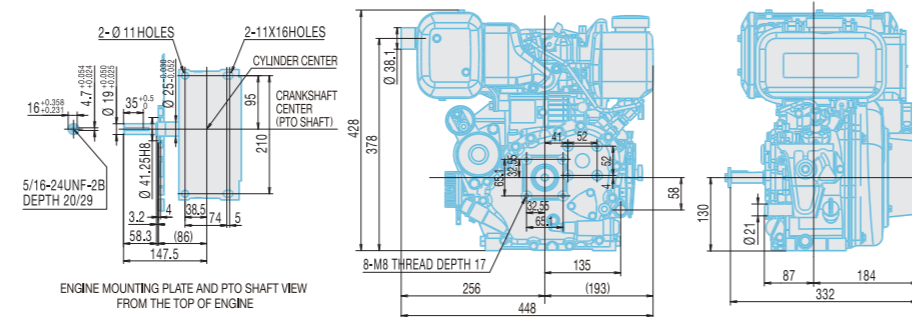
## L48V

Rated Output (Gross)  
**3.4kW**  
/3600min<sup>-1</sup>



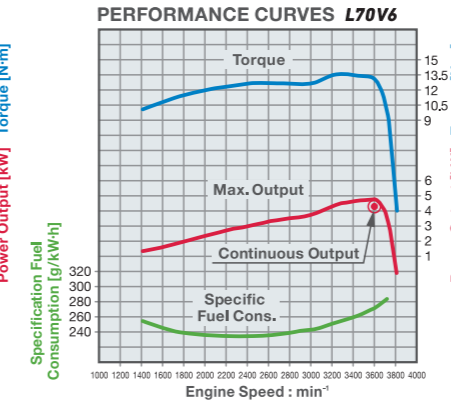
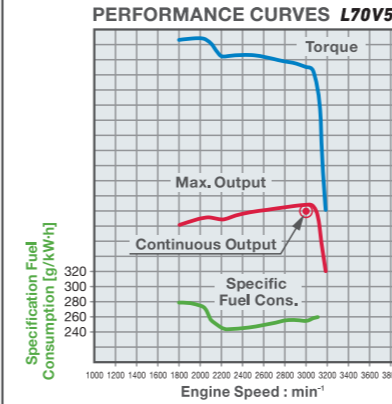
\* Note: Performance based on the following conditions.

### DIMENSIONS [ mm ]



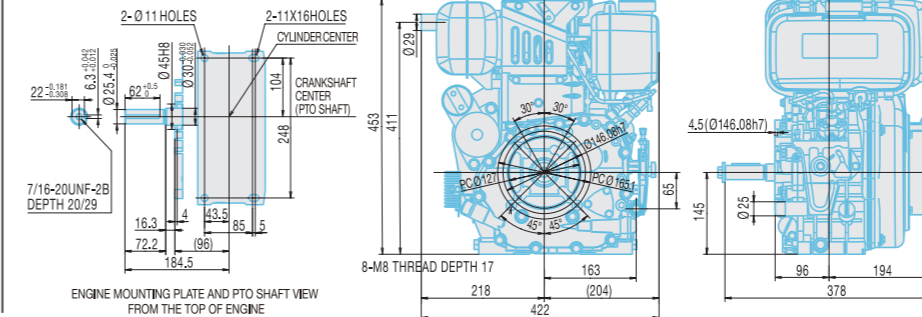
## L70V

Rated Output (Gross)  
**4.8kW**  
/3600min<sup>-1</sup>



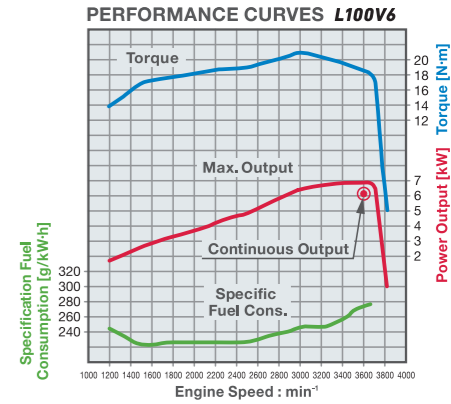
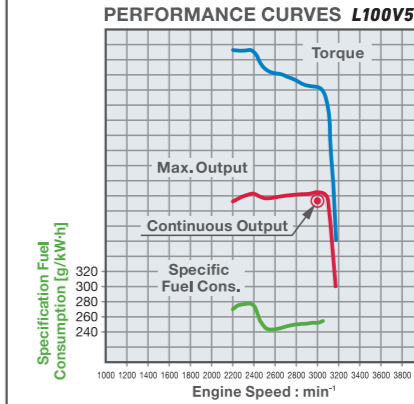
\* Note: Performance based on the following conditions.

### DIMENSIONS [ mm ]



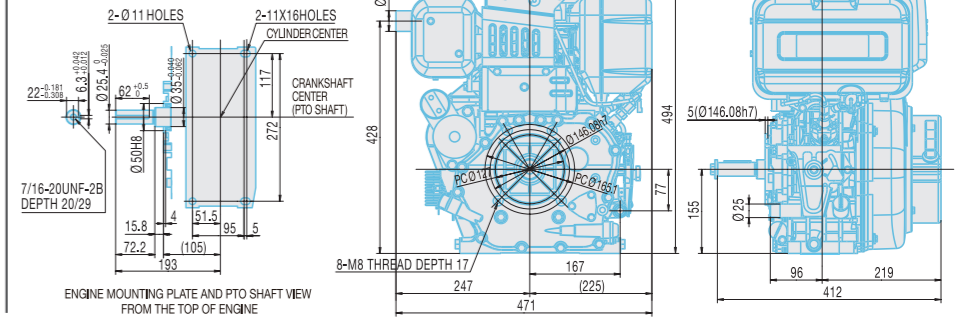
## L100V

Rated Output (Gross)  
**6.8kW**  
/3600min<sup>-1</sup>



\* Note: Performance based on the following conditions.

### DIMENSIONS [ mm ]



• After 30 hrs. initial running • Atmospheric conditions: Temperature 298K(25°C) / Pressure 100kPa(750mmHg) / Humidity 30%

## AIR-COOLED DIESEL ENGINE

# L-W Series

### EPA Final Tier 4

Notes :

- As of 2019
- For information about applications and each country's regulations, please contact your local YANMAR sales network.

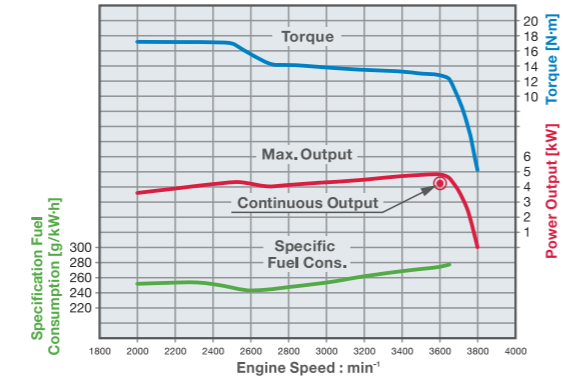
## L70W

Rated Output (Gross)

**4.8kW**  
/3600min<sup>-1</sup>

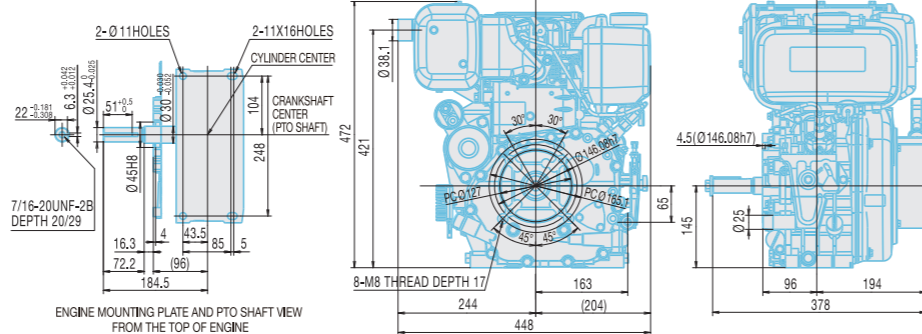


PERFORMANCE CURVES L70W6



\* Note: Performance based on the following conditions.

### DIMENSIONS [ mm ]



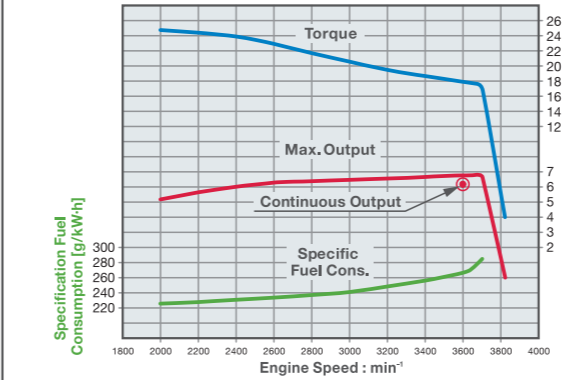
## L100W

Rated Output (Gross)

**6.8kW**  
/3600min<sup>-1</sup>

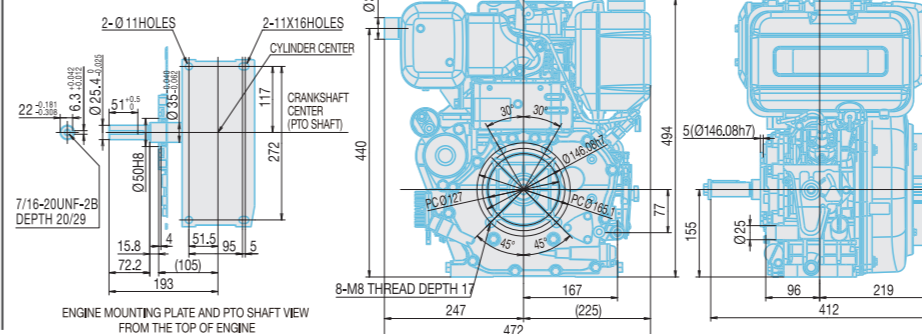


PERFORMANCE CURVES L100W6



\* Note: Performance based on the following conditions.

### DIMENSIONS [ mm ]




\* After 30 hrs. initial running • Atmospheric conditions: Temperature 298K(25° C) / Pressure 100kPa(750mmHg) / Humidity 30%

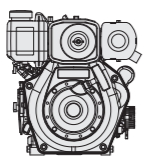
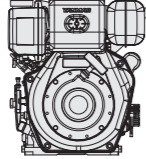
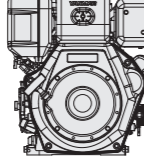
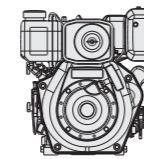
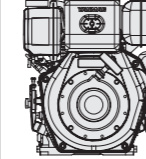
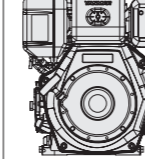
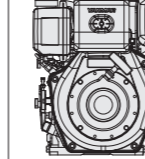
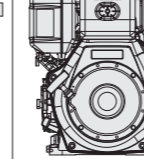
## Powerful and clean engines for a new generation

Taking over the combustion system of L-V series engines, the L-W series engines reduce exhaust emissions using a Diesel Oxidation Catalyst.

YANMAR continues to improve our technology, and contribute to the future of the Earth.



## Engine Specifications

Engine Series	L-N Series						L-V Series						L-W Series					
Engine Model	L48N		L70N		L100N		L48V		L70V		L100V		L70W		L100W			
																		
Type	4 stroke, vertical cylinder, air-cooled diesel engine																	
ATS(After Treatment System)	-						DOC						-					
No. of Cylinders	1																	
Bore x Stroke	mm		Φ70 × 57		Φ78 × 67		Φ86 × 75		Φ70 × 57		Φ78 × 67		Φ86 × 75		Φ78 × 67		Φ86 × 75	
Displacement	liter		0.219		0.320		0.435		0.219		0.320		0.435		0.320		0.435	
Continuous Rated Output	Engine Speed	rpm(min <sup>-1</sup> )	3600	3000	3600	3000	3600	3000	3600	3000	3600	3000	3600	3000	3600	3000	3600	3000
	Output	kW	3.1	2.8	4.4	4.1	6.6	5.7	3.1	2.7	4.3	4.0	6.2	5.7	4.3	3.9	6.2	5.7
Maximum Rated Output	Engine Speed	rpm(min <sup>-1</sup> )	3600	3000	3600	3000	3600	3000	3600	3000	3600	3000	3600	3000	3600	3000	3600	3000
	Output / Eng. Speed	kW	3.5	3.1	4.9	4.5	7.4	6.5	3.4	3.0	4.8	4.4	6.8	6.3	4.8	4.4	6.8	6.3
High Idling		rpm(min <sup>-1</sup> )	3800±30	3175±30	3800±30	3175±30	3800±30	3175±30	3800±30	3175±30	3800±30	3175±30	3800±30	3175±30	3800±30	3175±30	3800±30	3175±30
Engine Weight (Dry)	Electric Starter	kg	32.0		41.0		53.5		34.5		41.0		53.5		43.0		53.5	
	Recoil Start	kg	27.0		36.0		48.5		29.5		36.0		48.5		38.0		48.5	
Cooling System	Forced air-cooling by flywheel fan																	
Lubricating System	Forced lubricating system																	
Starting System	Electric start / Recoil start																	
Dimension	Overall Length (L)	mm	332		378		412		332		378		412		395		429	
	Overall Width (W)	mm	384		422		472		448		422		472		448		472	
	Overall Height (H)	mm	417		453		494		425		453		494		472		494	
Lubricating System	Dispstick Upper Limit	liter	0.8		1.1		1.6		0.8		1.1		1.6		1.1		1.6	
	Dispstick Lower Limit	liter	0.6		0.7		1.0		0.6		0.7		1.0		0.7		1.0	
Fuel Oil Tank Capacity		liter	2.4		3.3		5.4		2.4		3.3		5.4		3.3		5.4	

Note : Specifications are subject to change depending on the engine parts and optional kits selected.

## Accessories

○ = Standard  
△ = Option

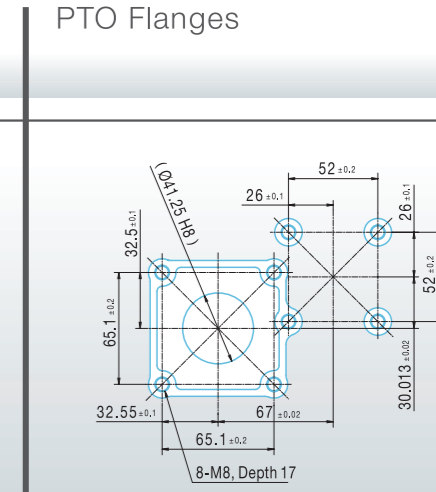
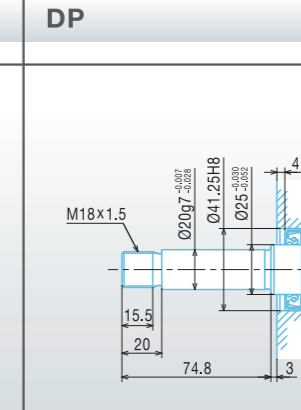
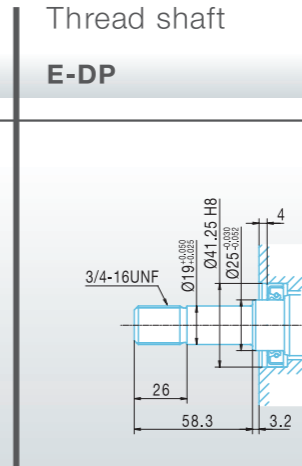
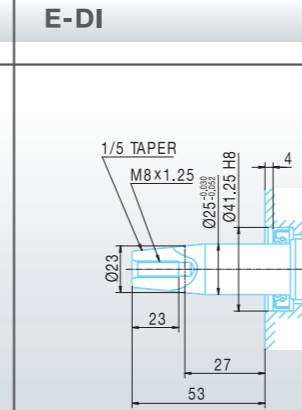
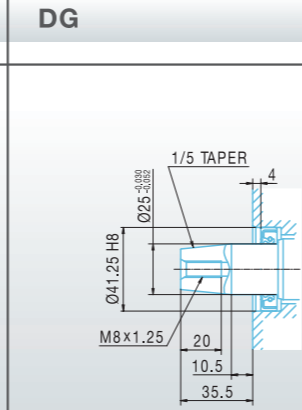
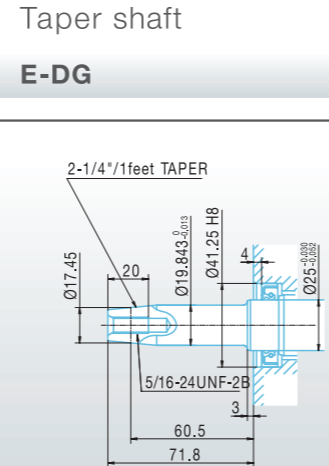
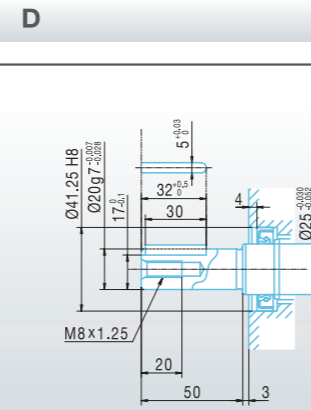
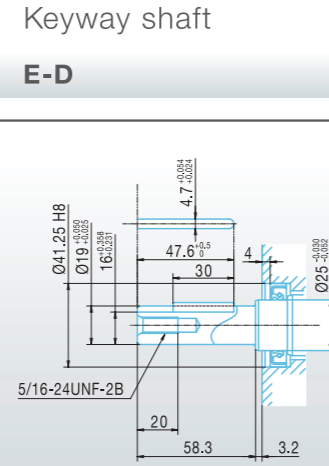
Engine Series	L-N Series									L-V Series									L-W Series															
Engine Model	L48N			L70N			L100N			L48V			L70V			L100V			L70W				L100W											
Category *	G	GE	P	G	GE	P	G	GE	P	G	GE	P	G	GE	P	V	G	GE	P	V	G	GE	P	V	G	GE	P	V						
Fuel system	Fuel tank (2.4 liter)	○	○	○									○	○	○																			
	Fuel tank (3.3 liter)				○	○	○							○	○	○	○					○	○	○	○									
	Fuel tank (5.4 liter)							○	○	○							○	○	○	○					○	○	○	○						
	w/o Fuel tank	△	△	△	△	△	△	△	△	△	△	△	△	△	△	△	△	△	△	△	△	△	△	△	△	△	△	△	△	△	△	△		
Starting system	Starting motor (w/Recoil starter)	○	○	○	○	○	○	○	○	○	○	○	○	○	○	○	○	○	○	○	○	○	○	○	○	○	○	○	○	○	○	○		
	Recoil starter	△	△	△	△	△	△	△	△	△	△	△	△	△	△	△	△	△	△	△	△	△	△	△	△	△	△	△	△	△	△	△		
	Key switch	○	○	○	○	○	○	○	○	○	○	○	○	○	○	○	○	○	○	○	○	○	○	○	○	○	○	○	○	○	○	○		
	w/o Key switch	△	△	△	△	△	△	△	△	△	△	△	△	△	△	△	○	△	△	○	△	△	△	○	△	△	△	○	△	△	△	○		
Electric system	Charging dynamo (12V-15A)	○	○	○	○	○	○	○	○	○	○	○	○	○	○	○	○	○	○	○	○	○	○	○	○	○	○	○	○	○	○	○		
	Charging dynamo (12V-1A)	△	△	△	△	△	△	△	△	△	△	△	△	△	△	△	△	△	△	△	△	△	△	△	△	△	△	△	△	△	△	△		
	w/o Charging dynamo	△	△	△	△	△	△	△	△	△	△	△	△	△	△	△	△	△	△	△	△	△	△	△	△	△	△	△	△	△	△	△		
PTO system	Straight (E-D)	○			○			○			○			○			△	○		△	○		△	○		△	○		△	○		△	○	
	Straight (D)	△			△			△			△			△			○	△		○	△		○	△		○	△		○	△		○	△	
	Taper (E-DG)		○			○			○			○			○			○			○			○			○			○			○	
	Taper (DG)		△			△			△			△			△			△			△			△			△			△			△	
	Taper (E-DI)		△			△			△			△			△			△			△			△			△			△			△	
	Thread (E-DP)			○			○			○			○			○			○			○			○			○			○			○
Speed control device	Thread (DP)			△			△			△			△			△			△			△			△			△			△			△
	General use (by remote & hand)	○	△	△	○	△	△	○	△	△	○	△	△	○	△	△	○	△	△	○	△	△	○	△	△	○	△	△	○	△	△	○	△	△
	Constant speed type (by hand)	△	○	△	△	○	△	△	○	△	△	○	△	△	○	△	△	○	△	△	○	△	△	○	△	△	○	△	△	○	△	△	○	△
	Friction plate type (by hand)	△	△	○	△	△	○	△	△	○	△	△	○	△	△	○	△	△	○	△	△	○	△	△	○	△	△	○	△	△	○	△	△	○
Maintenance tools	○	○	○	○	○	○	○	○	○	○	○	○	○	○	○	○	○	○	○	○	○	○	○	○	○	○	○	○	○	○	○	○	○	

\* : G = General / GE = Generator / P = Pump / V = V-machine  
Note: For other accessories, please contact your YANMAR sales network.

PTO Dimensions [mm]

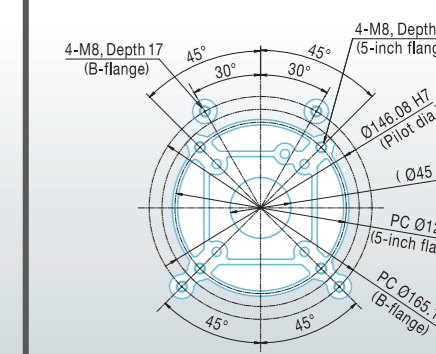
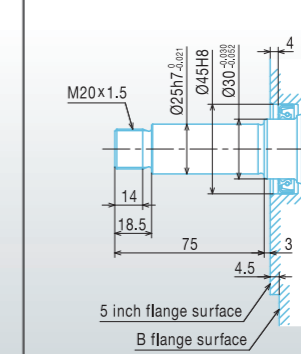
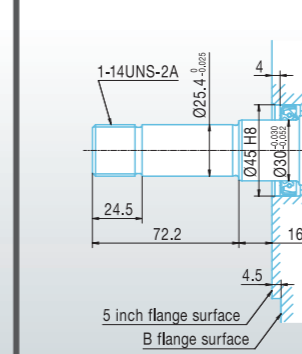
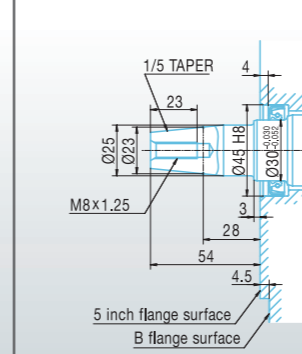
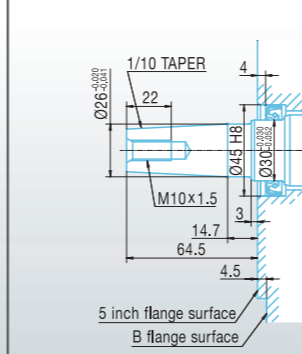
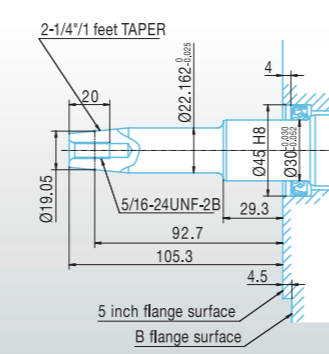
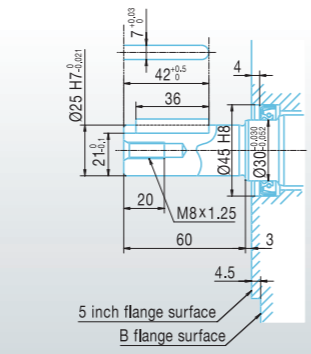
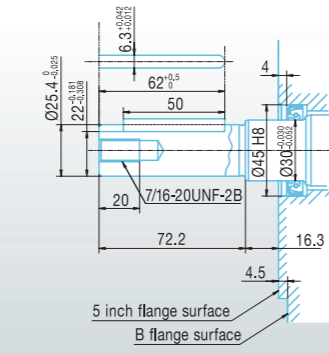
48

L48N  
L48V



L70N  
L70V  
L70W

70



L100N  
L100V  
L100W

100

